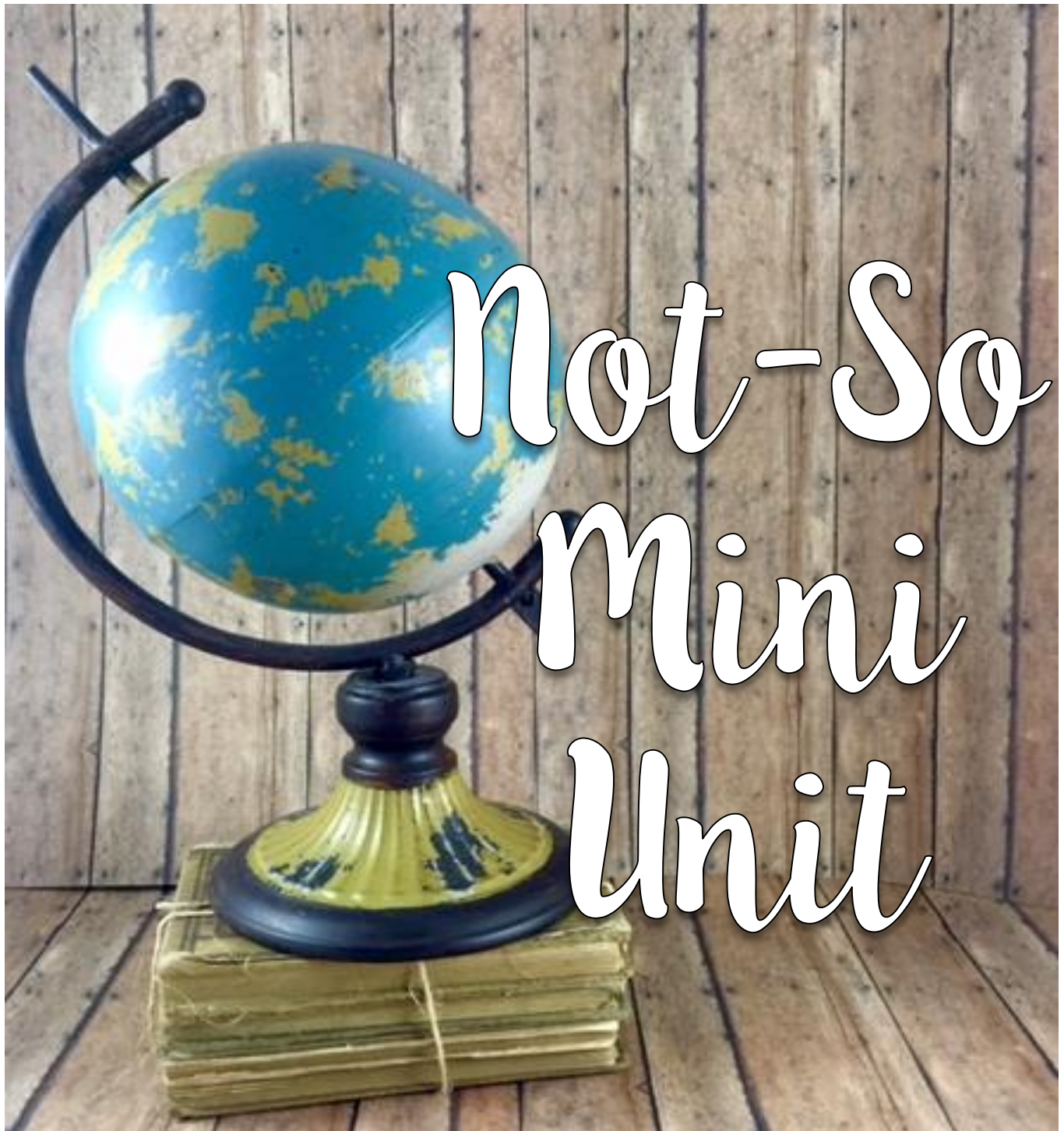


# Holidays Around the World



## Not-So Mini Unit

SIMPLY SOCIAL STUDIES – Kindergarten/First Grade

# Holidays Around the World

## Holidays Around the World Mini Unit TABLE OF CONTENTS

- Mini Unit Suggested Book List - pg. 3
- Mini Unit Vocabulary Cards - pgs. 4-6
- Mini Unit Discussion Prompts - pgs. 7-13
- Lesson 1 - Holidays, Traditions, & Celebrations
- Lesson 2 - Celebrating Christmas in Germany
- Lesson 3 - Celebrating Christmas in the Netherlands
- Lesson 4 - Celebrating Christmas in Italy
- Lesson 5 - Celebrating Christmas in Sweden
- Lesson 6 - Celebrating Christmas in Mexico
- Lesson 7 - Celebrating Hanukkah - Israel
- Lesson 8 - Celebrating Diwali - India
- Lesson 9 - Celebrating Kwanzaa - Africa
- Lesson 10 - Celebrating Christmas in America
- Lesson 11 - Holidays Around the World Review

# Holidays Around the World

## Holidays Around the World Mini Unit Power Points

- Lesson 1 Power Point – Holidays Around the World
- Lesson 2 Power Point – Let's Celebrate Christmas in Germany
- Lesson 3 Power Point – Let's Celebrate Christmas in the Netherlands
- Lesson 4 Power Point – Let's Celebrate Christmas in Italy
- Lesson 5 Power Point – Let's Celebrate Christmas in Sweden
- Lesson 6 Power Point – Let's Celebrate Christmas in Mexico
- Lesson 7 Power Point – Let's Celebrate Hanukkah
- Lesson 8 Power Point – Let's Celebrate Diwali
- Lesson 9 Power Point – Let's Celebrate Kwanzaa
- Lesson 10 Power Point – Let's Celebrate Christmas in America
- Lesson 11 Power Point – Holiday Traditions & Celebrations

### **\*\*\*TEACHER NOTE\*\*\***

The power points included in this resource are a great way to supplement your teaching. If you feel that you have books/texts that better explain the traditions, customs, and celebrations of each holiday, please use those! You know what works best for the kids in your classroom.

In addition, please feel free to use as few or as many lessons included in this resource. Each lesson can stand alone if needed. You can also move these lessons around as you see fit. You know what works best!

# holiday



a day of festivity where  
no work is done

# celebrate



To do something special  
or enjoyable for a  
holiday or occasion

# tradition



the beliefs and customs  
passed down from one  
generation to another

# Christmas



a holiday celebrating  
the birth of Jesus  
Christ

# Kwanzaa



A seven day holiday  
honoring the traditions of  
the African culture

# Diwali



The Hindu five day  
festival of lights

# Hanukkah



The Jewish festival  
of lights lasting eight  
days

# Las Posadas



A religious festival in Mexico  
celebrating the journey of  
Mary & Joseph's quest to  
find an inn

# St. Lucia Day



A festival of light  
celebrated in Sweden

# La Befana



An old woman who delivers Christmas gifts to the children in Italy

# Sinterklaas



The figure also known as St. Nicholas who delivers Christmas gifts to children in the Netherlands

# Christkind



The angel-like figure also known as Christ Child who delivers Christmas gifts to children in Germany

# Santa Claus



The jolly figure who lives in the North Pole and delivers Christmas gifts to children in America

# St. Nicholas Day



The holiday in the Netherlands celebrated on December 6<sup>th</sup>.

# nativity




The birth of Jesus Christ

# manger



The open box in the stable in which Jesus was laid upon

# stollen



A German sweet bread filled with fruit.

# gingerbread




A type of cake flavored with ginger and molasses and used for making cookies and gingerbread houses.

poinsettia



A popular red or white flower used for decoration during the Christmas season in Mexico

King's cake



A round sweet bread decorated with candied fruit to look like the crown of a king.

menorah



A candle stand with nine branches used in Hanukkah celebrations

dreidel




A four sided top played with by children during Hanukkah.

gelt




Chocolate coins used for play with the dreidel

latke



A potato pancake eaten at many Hanukkah celebrations

sufganiya



A jelly filled donut enjoyed at Hanukkah festivities

sheera



A fudge-like sweet with raisins traditionally served during Diwali

diya



An oil lamp made of clay and lit during Diwali festivals

# rangoli




A design created on the floor out of colored sand, flour, rice, or petals that keeps evil away.

# kinara



The candleholder that holds all seven candles lit during Kwanzaa

# mazao



The crops from the harvest and the symbol of Kwanzaa

# ziwadi




The gifts received during Kwanzaa

# muhindi



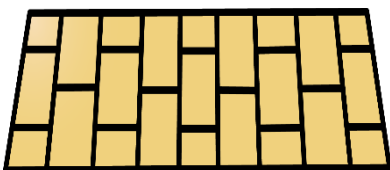
The corn used during Kwanzaa to represent each child in the family

# kikombe cha umoja



The unity cup shared between people

# mkeka



A woven mat made out of paper or fabric upon which all other Kwanzaa symbols are placed.

# Mishumaa saba



The seven candles placed in the kinara during Kwanzaa

# Tomte



A Christmas gnome who delivers gifts to boys and girls in Sweden

# yule log



A special log burned in the fireplace during the Christmas season that is the foundation of the fire.

# yule goat



A goat made of straw traditionally placed by the Christmas trees in Sweden to protect them.

# advent




The first season of the church year and the four Sundays leading up to Christmas in which a new candle is lit each week.

# star boy




Boys who dress up in pointed star hats and carry star wands on St. Lucia Day.

# lussekaater



An S-shaped saffron bun traditionally eaten on St. Lucia day in Sweden

# sleigh



Santa Claus's vehicle used for delivering gifts and flown by nine reindeer

# stocking



A large, thick sock shaped object that hangs from a fireplace and holds small gifts



# culture




The beliefs, customs & traditions, and behaviors of a particular group of people passed down from generation to generation

# Epiphany



A Christian celebration on January 6<sup>th</sup> that remembers when the wise men first saw Jesus

# panetonne



A sweet bread containing fruit and raisins eaten in Italy during the Christmas holidays

## Discussion Prompt

What is a tradition?

lesson  
1

## Discussion Prompt

What is a holiday?

lesson  
1

## Discussion Prompt

What holidays do your family celebrate?

lesson  
1

## Discussion Prompt

Tell about a holiday tradition that is special to you.

lesson  
1

## Discussion Prompt

What is your favorite holiday tradition?

lesson  
1

## Discussion Prompt

Do you like the holidays? Tell why or why not.

lesson  
1

## Discussion Prompt

How is Christmas in Germany similar to the holiday(s) you celebrate?

lesson  
2

## Discussion Prompt

How is Christmas in Germany different from the holiday(s) you celebrate?

lesson  
2

## Discussion Prompt

If you could celebrate one tradition from Christmas in Germany, which would it be? Why?

lesson  
2

## Discussion Prompt

Tell about one interesting fact you learned about Christmas in Germany.

lesson  
2

## Discussion Prompt

Do you think you would enjoy celebrating Christmas in Germany? Explain why or why not.

lesson  
2

## Discussion Prompt

Name a symbol of Christmas in Germany and tell about it.

lesson  
2

## Discussion Prompt

How is Christmas in the Netherlands similar to the holiday(s) you celebrate?

lesson  
3

## Discussion Prompt

How is Christmas in the Netherlands different from the holiday(s) you celebrate?

lesson  
3

## Discussion Prompt

If you could celebrate one tradition from Christmas in the Netherlands, which would it be? Why?

lesson  
3

## Discussion Prompt

Tell about one interesting fact you learned about Christmas in the Netherlands.

lesson  
3

## Discussion Prompt

Do you think you would enjoy celebrating Christmas in the Netherlands? Explain why or why not.

lesson  
3

## Discussion Prompt

Name a symbol of Christmas in the Netherlands and tell about it.

lesson  
3

## Discussion Prompt

Do you think you would enjoy celebrating Christmas in the Netherlands? Explain why or why not.

lesson  
3

## Discussion Prompt

Name a symbol of Christmas in the Netherlands and tell about it.

lesson  
3

## Discussion Prompt

If you set out a pair of wooden shoes, what would you want Sinterklaas to put inside?

lesson  
3

## Discussion Prompt

How is Christmas in Italy different from the holiday(s) you celebrate?

lesson  
4

## Discussion Prompt

How is Christmas in Italy the same as the holiday(s) you celebrate?

lesson  
4

## Discussion Prompt

Tell about one interesting fact you learned about Christmas in Italy.

lesson  
4

## Discussion Prompt

Do you think you would enjoy celebrating Christmas in the Netherlands? Explain why or why not.

lesson  
4

## Discussion Prompt

Name a symbol of Christmas in the Netherlands and tell about it.

lesson  
3

## Discussion Prompt

Do you think you would enjoy celebrating Christmas in Italy? Explain why or why not.

lesson  
4

## Discussion Prompt

Name a symbol of Christmas in Italy and tell about it.

lesson  
4

## Discussion Prompt

If you could celebrate one tradition from Christmas in Italy, which would it be? Why?

lesson  
4

## Discussion Prompt

Compare Santa Claus and La Befana. How are they the same? How are they different?

lesson  
4

## Discussion Prompt

How is Christmas in Sweden the same as the holiday(s) you celebrate?

lesson  
5

## Discussion Prompt

How is Christmas in Sweden different from the holiday(s) you celebrate?

lesson  
5

## Discussion Prompt

Do you think you would enjoy celebrating Christmas in Sweden? Explain why or why not.

lesson  
5

## Discussion Prompt

Name a symbol of Christmas in Sweden and tell about it.

lesson  
5

## Discussion Prompt

Do you think you would enjoy celebrating Christmas in Sweden? Explain why or why not.

lesson  
5

## Discussion Prompt

Name a symbol of Christmas in Sweden and tell about it.

lesson  
5

## Discussion Prompt

If you could celebrate one tradition from Christmas in Sweden, which would it be? Why?

lesson  
5

## Discussion Prompt

How are Christmas in Sweden and St. Lucia Day similar?

lesson  
5

## Discussion Prompt

How are Christmas in Sweden and St. Lucia Day different?

lesson  
5

## Discussion Prompt

What did you like learning best about St. Lucia Day? Why?

lesson  
5

## Discussion Prompt

Do you think you would enjoy celebrating St. Lucia Day? Explain why or why not.

lesson  
5

## Discussion Prompt

How is Christmas in Mexico similar to the holiday(s) you celebrate?

lesson  
6

## Discussion Prompt

How is Christmas in Mexico different from the holiday(s) you celebrate?

lesson  
6

## Discussion Prompt

Name a symbol of Christmas in Mexico and tell about it.

lesson  
6

## Discussion Prompt

If you could celebrate one tradition from Christmas in Mexico, which would it be? Why?

lesson  
6

## Discussion Prompt

How is Christmas Day in Mexico and Las Posadas similar?

lesson  
6

## Discussion Prompt

How is Christmas Day in Mexico and Las Posadas different?

lesson  
6

## Discussion Prompt

What did you like learning best about Las Posadas? Why?

lesson  
6

## Discussion Prompt

Do you think you would enjoy celebrating Las Posadas? Explain why or why not.

lesson  
6

## Discussion Prompt

Tell about one tradition you would like to celebrate from Christmas in Mexico.

lesson  
6

## Discussion Prompt

How is Hanukkah different from the holiday(s) you celebrate?

lesson  
7

## Discussion Prompt

How is Hanukkah similar to the holiday(s) you celebrate?

lesson  
7

## Discussion Prompt

If you could celebrate one tradition from Hanukkah, which would it be? Why?

lesson  
7

## Discussion Prompt

Do you think you would enjoy celebrating Hanukkah? Tell why or why not.

lesson  
7

## Discussion Prompt

If you could receive one gift a day for eight days, what would you hope to receive?

lesson  
7

## Discussion Prompt

Name a Hanukkah symbol and tell about it.

lesson  
7



**Discussion Prompt**

Do you think you would enjoy celebrating Diwali? Explain why or why not.

lesson  
8

**Discussion Prompt**

Tell about one Diwali tradition you would like to celebrate.

lesson  
8

**Discussion Prompt**

How is Diwali different from the holiday(s) you celebrate?

lesson  
8

**Discussion Prompt**

How is Diwali similar to the holiday(s) you celebrate?

lesson  
8

**Discussion Prompt**

How are Diwali and Hanukkah similar?

lesson  
8

**Discussion Prompt**

How are Diwali and Hanukkah different?

lesson  
8

**Discussion Prompt**

Name a Diwali symbol and tell about it.

lesson  
8

**Discussion Prompt**

Name a Kwanzaa symbol and tell about it.

lesson  
9

## Discussion Prompt

Do you think you would enjoy celebrating Kwanzaa? Explain why or why not.

lesson  
9

## Discussion Prompt

Tell about one Kwanzaa tradition you would like to celebrate.

lesson  
9

## Discussion Prompt

How is Kwanzaa different from the holiday(s) you celebrate?

lesson  
9

## Discussion Prompt

How is Kwanzaa similar to the holiday(s) you celebrate?

lesson  
9

## Discussion Prompt

How are Kwanzaa and Hanukkah similar?

lesson  
9

## Discussion Prompt

How are Kwanzaa and Hanukkah different?

lesson  
9

## Discussion Prompt

Name a Christmas in America symbol and tell about it.

lesson  
10

## Discussion Prompt

How is Christmas in America similar to the holiday(s) you celebrate?

lesson  
10

## Discussion Prompt

Do you think you would enjoy celebrating Christmas in America? Explain why or why not.

lesson  
10

## Discussion Prompt

Tell about one Christmas in America tradition you would like to celebrate.

lesson  
10

## Discussion Prompt

How is Christmas in America different from the holiday(s) you celebrate?

lesson  
10

## Discussion Prompt

Compare Christmas in America to Christmas in another country. How are they similar?

lesson  
10

## Discussion Prompt

Compare Christmas in America to Christmas in another country. How are they different?

lesson  
10

## Discussion Prompt

What would you want to put on your Christmas list?

lesson  
10

## Discussion Prompt

If you had a stocking, what would you hope to find inside?

lesson  
10

## Discussion Prompt

What is your favorite Christmas in America tradition?

lesson  
10

## Discussion Prompt

Tell about the holiday(s) you celebrate and what makes it special.

*lesson***11**

## Discussion Prompt

Tell about your favorite holiday tradition.

*lesson***11**

## Discussion Prompt

Name the people with whom you celebrate the holidays.

*lesson***11**

## Discussion Prompt

Tell about a new holiday tradition you would like to start.

*lesson***11**

## Discussion Prompt

What is your favorite part about the holiday(s) you celebrate?

*lesson***11**

## Discussion Prompt

What is your least favorite thing about the holiday(s) you celebrate?

*lesson***11**

## Discussion Prompt

Which holiday did you enjoy learning about the most? Why?

*lesson***11**

## Discussion Prompt

Which holiday did you enjoy learning about the least? Why?

*lesson***11**

# Holidays Around the World

## HOLIDAYS, TRADITIONS, & CELEBRATIONS

**OBJECTIVE:** describe and explain the importance of family customs and traditions; compare family customs and traditions; identify customs associated with holidays (thanksgiving); compare the observance of holidays

**VOCABULARY:** holiday, celebrate, tradition, culture

### LESSON PLAN

#### Connection:

1. In the winter, many of us celebrate holidays. Some of us celebrate the same holidays and some of us celebrate different holidays. Think about a holiday you celebrate in winter.
2. Allow wait time for students to think and prompt 2-3 students to share (optional)
3. Display the vocabulary cards: holiday, celebrate, tradition, culture. Define & discuss.

#### Set Purpose:

*We all celebrate holidays, but our traditions and celebrations all look different. In fact, holiday celebrations and traditions all over the world look different than the traditions you have in your family. Even when we celebrate the same holiday, we all have a different way of celebrating that is special and unique to our own family and culture.*

**Power Point:** Holidays & Traditions Around the World

#### Revisit Purpose:

1. *The holidays are a special time to spend with family and friends. Many of us have holiday traditions that are special and unique to our family and our culture. These traditions help to make us who we are and are reflected in how we celebrate. Think about a special holiday tradition in your family. Share that with a friend and compare how your traditions are similar and different to that of your friend's.*
2. Allow wait time for students to think and then place in pairs or small groups of 4-5. Prompt students to share within their group or with their partners.
3. Review the vocabulary cards introduced.

#### Application & Discussion

1. Discussion Prompts.
2. Create the Holidays Around the World adventure map on chart paper (see example). This map will grow as the lessons are completed. Discuss what the map represents. Tell students that you will visit a new place each day and learn about new customs and traditions as you travel.
3. Students will create their own Holiday Adventure Backpack (see example). Students will place all of their "souvenirs" in their adventure backpacks so be sure these stay at school.
4. Students will also assemble their passports and holiday travel brochures

**Independent Practice & Assessment:** Lesson 1 Review

#### EXTENSION SUGGESTIONS

**ELA:** 'MEYE' Holiday Writing Craftivity - students will either write or draw and label what their holiday looks like on the eyeball template. Staple the 'MEYE' Holiday Eyelid on top and cut black "lashes".

**MATH:** Holiday Find, Count, & Graph - students count the different holiday symbols in the picture, count, and graph.

© Cara Carroll 2016 - Simply Social Studies

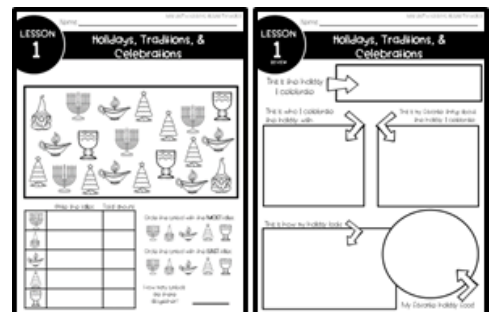
#### LESSON MATERIALS NEEDED:

- Power Point - Holidays & Traditions Around the World
- Lesson 1 Discussion Prompts
- Chart Paper & Markers
- Vocabulary Cards -listed
- Passport templates (class set)
- Grocery bags
- Ribbon
- Holiday Travel Brochures (class set)
- Adventure Backpack label
- Lesson 1 Review/Assessment (Optional)

#### EXTENSION MATERIALS NEEDED:

- 'MEYE' Holiday Writing Craftivity
- Holiday Find Count & Graph

#### LESSON ACTIVITY & EXTENSIONS



Adventure Map "Stops" – cut out and adhere to adventure map each day. Add one per day.




**INDIA**



**AFRICA  
(KWANZAA)**



**AMERICA  
(U.S.A)**



**GERMANY**



**NETHERLANDS**



**SWEDEN**



**ITALY**



**MEXICO**




**ISRAEL**



# Adventure Backpack



Turn bag upside down. Cut along the horizontal crease of the bottom of the bag to give it an opening.



Turn the bag horizontal and this is what it will look like. There will be an opening at both ends.



The original "top" of the bag will now be the bottom of the backpack. Fold along the crease in the bag.



The original "bottom" of the bag will now be the top flap. Adhere the label to cover and fold over the bag.



MY OFFICIAL  
**HOLIDAY**  
ADVENTURE BACKPACK

BELONGS TO:




Passport craftivity template – copy on brown, 1 per student

As you visit a new country each day, students will color in the flag of the country you are visiting. You can also choose any stamp you have on hand to verify their visit 😊




GLUE HERE


GERMANY



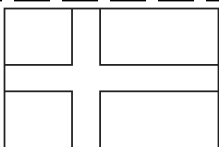
NETHERLANDS




ITALY



SWEDEN



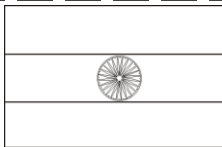
MEXICO




ISRAEL



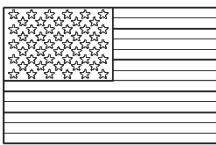
INDIA



AFRICA



UNITED STATES

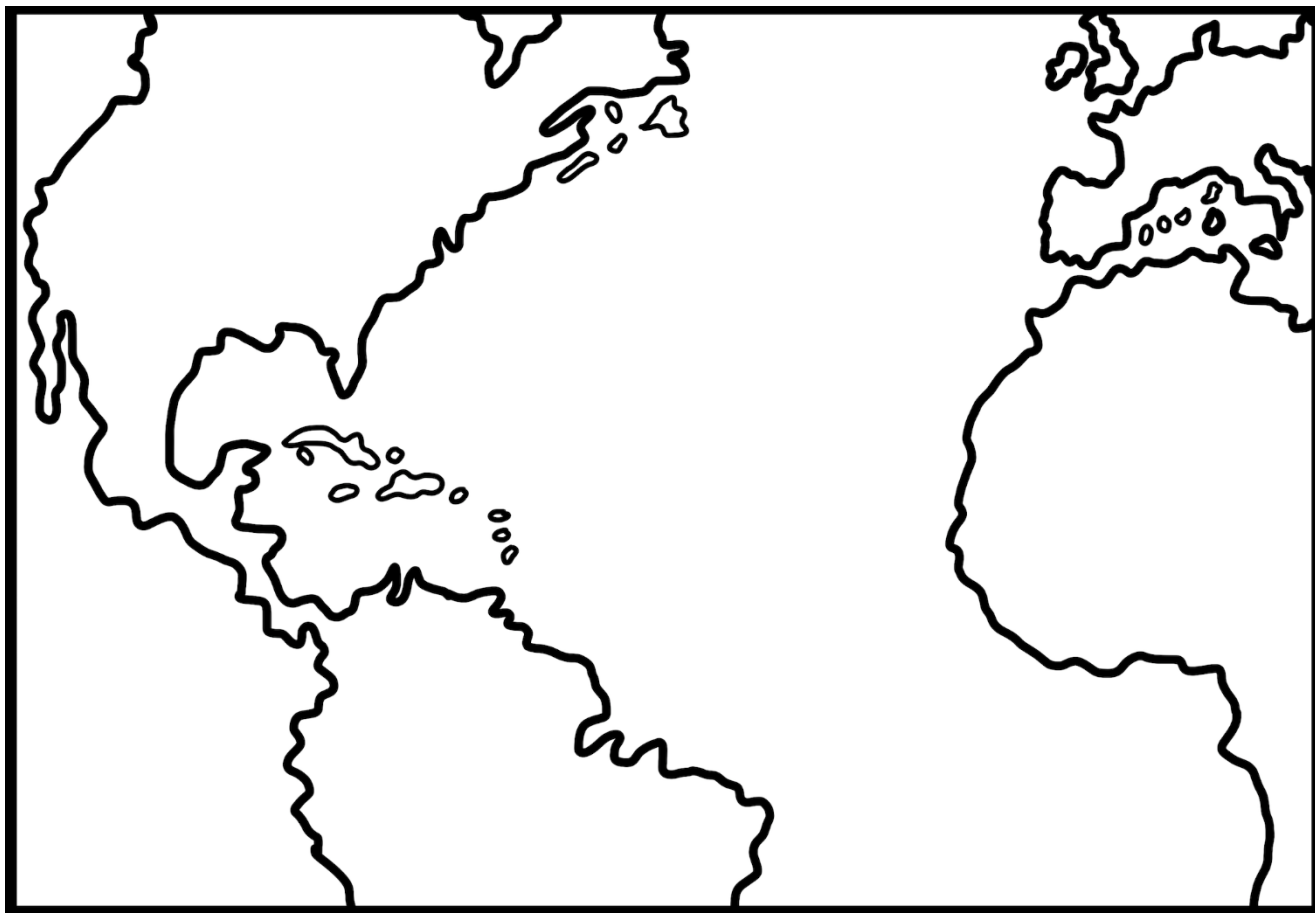


GLUE HERE

Passport craftivity template – copy on white, 1 per student  
Fold accordion style along the dotted lines. Glue to the top  
and bottom suitcase templates as indicated

THE OFFICIAL  
**HOLIDAY**  
TRAVEL BROCHURE

HOLIDAYS AROUND THE WORLD





Froliche  
Weihnachten!


# GERMANY

This is the holiday celebrated in Germany: \_\_\_\_\_

This holiday is celebrated in/on:

This is the flag of Germany

Something people eat during the holidays is




This is a tradition celebrated during the holidays.

The angel-like figure who brings gifts to the boys and girls on Christmas is called

# NETHERLANDS

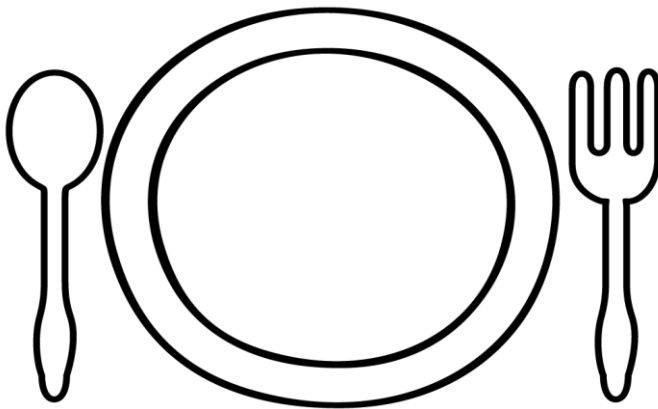
This is the holiday  
celebrated in the  
Netherlands: \_\_\_\_\_



This holiday is celebrated in/on:

This is the flag of the Netherlands.

Something people eat during the  
holidays is

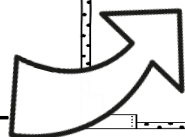


This is a tradition celebrated  
during the holidays.

The bishop figure who brings  
gifts to the boys and girls on  
St. Nicholas Day is called

\_\_\_\_\_

\_\_\_\_\_



# ITALY



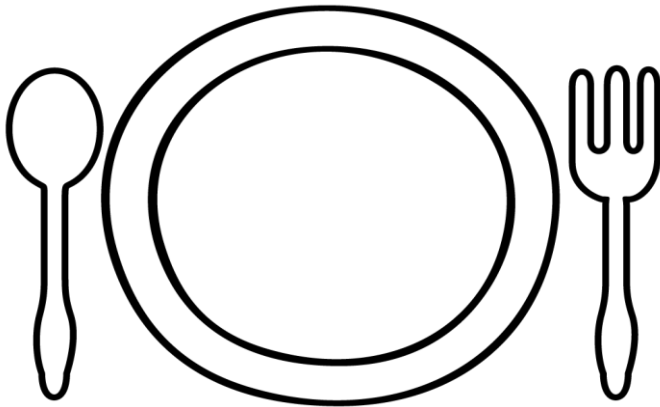
This is the holiday celebrated in Italy: \_\_\_\_\_

This holiday is celebrated in/on:

This is the flag of Italy.

--	--	--

Something people eat during the holidays is



This is a tradition celebrated during the holidays.

The old witch who brings gifts to the boys and girls on Christmas is called

A large, simple arrow pointing to the right, located at the bottom right of the page.

# SWEDEN

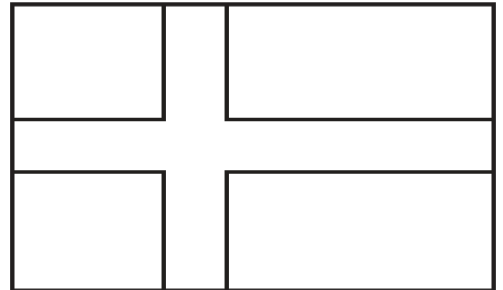


Families in Sweden celebrate these two holidays:

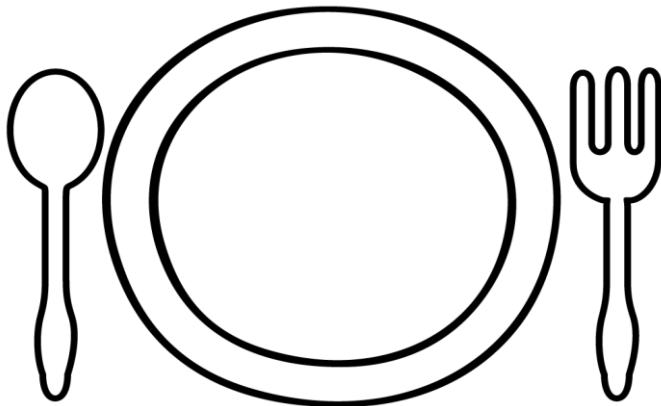
St. Lucia Day is celebrated on

Christmas is celebrated on

This is the flag of Sweden

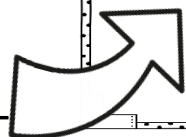


Something people eat during the holidays is



This is a tradition celebrated during the holidays.


The Christmas gnome who brings gifts to the boys and girls is called





# MEXICO

Feliz  
Navidad!




Families in Mexico celebrate these two holidays:

Las Posadas lasts 9 days. It starts on:

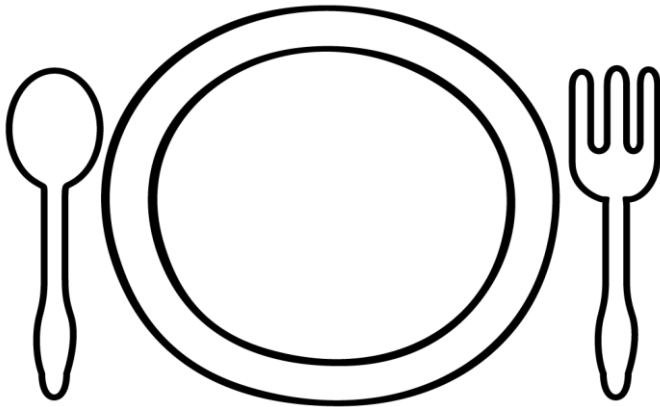
This is the flag of Mexico.

Christmas is celebrated on

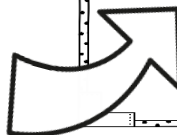


Something people eat during the holidays is

This is a tradition celebrated  
during the holidays.



The Christmas Eve flower that serves  
as a symbol of the Star of Bethlehem  
that led the three wise men to  
Jesus is called the



# ISRAEL




This is the holiday  
celebrated in Israel \_\_\_\_\_

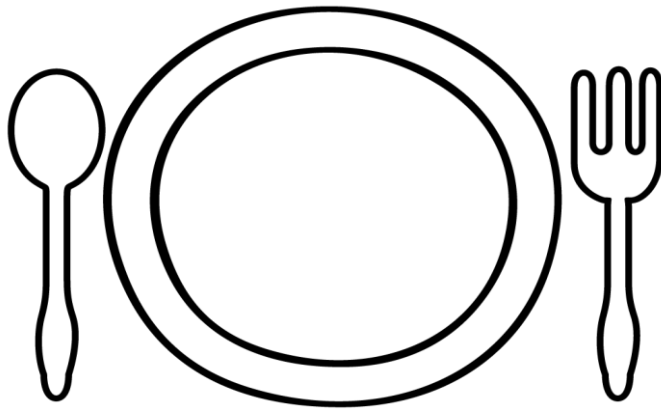
This holiday lasts \_\_\_\_\_

\_\_\_\_\_ days

This is the flag of Israel.



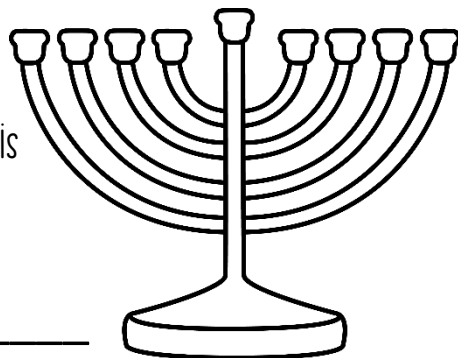
Something people eat during the holidays is \_\_\_\_\_



During the holidays, the boys  
and girls play with a \_\_\_\_\_

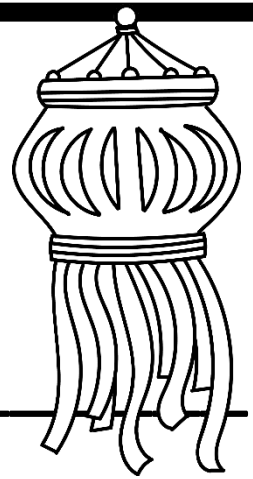


Each night  
of Hanukkah,  
a new candle is  
lit on the \_\_\_\_\_



This is a tradition celebrated  
during the holidays.

# INDIA



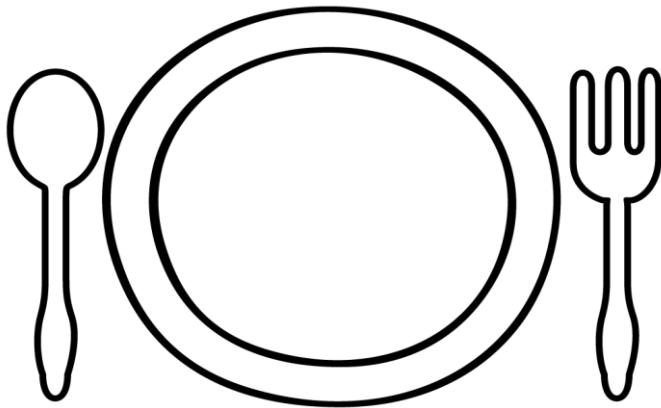
The most important holiday in India is \_\_\_\_\_

This holiday takes place in either

Diwali lasts for

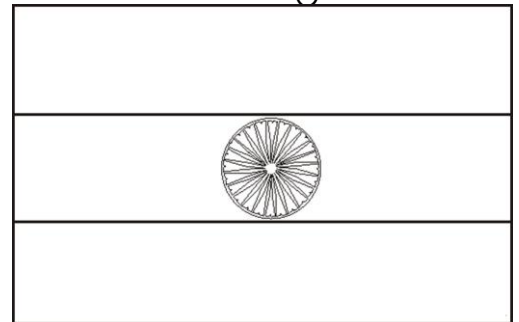
\_\_\_\_\_ days

Something people eat during the holidays is



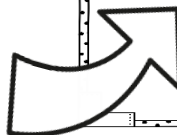
---

This is the flag of India.




This is a tradition celebrated during the holidays.

The oil lamps made of clay that are lit during the Diwali festivals to keep away the evil are called



---

# AFRICA



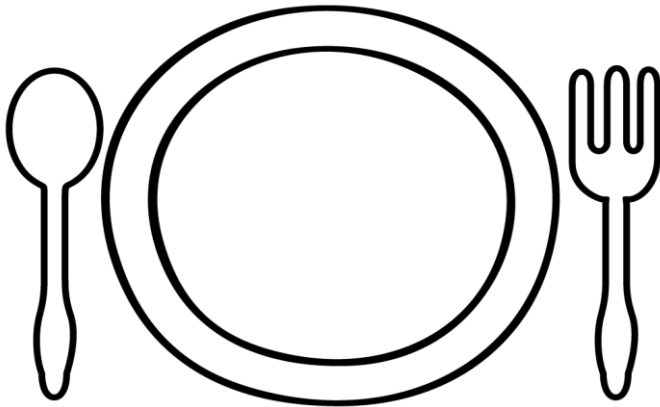
The holiday celebrated to honor the culture and history of Africa is called: \_\_\_\_\_

This holiday starts on \_\_\_\_\_

Kwanzaa lasts for \_\_\_\_\_

\_\_\_\_\_ days

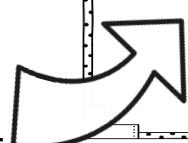
Something people eat during the holidays is \_\_\_\_\_



The crops of fruits and vegetables that are the symbol of Kwanzaa are called the \_\_\_\_\_

This is the Kwanzaa flag.

This is a tradition celebrated during the holidays.



# AMERICA

We wish you a Merry Christmas!




Many holidays are celebrated in America.  
This holiday is the most popular: \_\_\_\_\_


This holiday is on \_\_\_\_\_



This is the U.S. flag.



Something people eat during the holidays is \_\_\_\_\_



This is a tradition celebrated during the holidays.


The jolly figure who lives in the North Pole and brings gifts to boys and girls is called \_\_\_\_\_

Christmas is observed to celebrate the birth of \_\_\_\_\_

M"EYE" HOLIDAY Craftivity template – copy on flesh colored paper, one copy per student




M"YE" HOLIDAY Craftivity template – copy on flesh colored or white paper, one copy per student



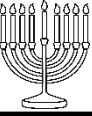




Name: \_\_\_\_\_

# LESSON 1

## Holidays, Traditions, & Celebrations



Write the tallies. Total amount

	Write the tallies.	Total amount
		
		
		
		
		

Circle the symbol with the **MOST** tallies.



Circle the symbol with the **LEAST** tallies.



How many symbols  
are there  
altogether? \_\_\_\_\_

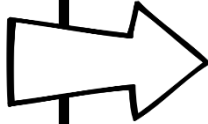


Name: \_\_\_\_\_

**LESSON**  
**1**  
REVIEW

# Holidays, Traditions, & Celebrations

This is the holiday I celebrate



This is who I celebrate the holiday with.



This is my favorite thing about the holiday I celebrate.



This is how my holiday looks



My favorite holiday food

# Holidays Around the World

## CELEBRATING CHRISTMAS - GERMANY

**OBJECTIVE:** describe and explain the importance of family customs and traditions; compare family customs and traditions; identify customs associated with holidays; compare the observance of holidays

**VOCABULARY:** Christkind, gingerbread, advent, Christmas, stollen

### LESSON PLAN

#### Connection:

1. *Holidays around the world are different, and similar, to the holidays you celebrate at home. Today we're going to talk about a holiday celebrated in the winter all the way in Europe!*
2. Point to Europe on a map if you have one in the classroom or display [this online map](#) on the whiteboard.
3. Explain that Europe is a continent. *There are many countries on the continent of Europe, but today we're going to travel to only one... Germany!* Point to Germany. Compare how far Europe/Germany is from your home country.

#### Set Purpose:

*In Germany, people celebrate Christmas. How many of you celebrate Christmas?* Prompt students to tap noses or raise hands for silent response. *Christmas celebrations in Germany may be a little different than the Christmas celebrations here. Today we're going to travel to Germany and learn all about how Christmas is celebrated in that part of the world.*

**Power Point:** Let's Celebrate: Christmas in Germany

#### Revisit Purpose:

1. *Christmas in Germany is a very special time of the year. Think about how Christmas in Germany is similar to the holiday you celebrate. What are some things they have in common?* Allow wait time and prompt 2-3 students to share aloud.
2. Review and display vocabulary cards presented in the power point - Christmas, Christkind, advent, stollen, gingerbread

#### Application & Discussion

1. Discussion Prompts
2. Add "First Stop - Germany" to adventure map created yesterday.
3. Create a "Christmas in Germany" thinking chart (use visuals provided as needed). Discuss as each picture is added to the chart. Have students help you label each symbol. In addition to the visuals added to the chart, prompt students to recall facts learned in the power point (or other text) and add those to the chart as well. Keep displayed throughout your travels.
4. Students assemble gingerbread craft for souvenir and place in travel backpack. Students will cut out template and add the eyes & cheeks using templates provided. Students complete assembly using a variety of media (buttons, raffia, ric rac, markers, paint, glitter, etc.)

**Independent Practice & Assessment:** Lesson 2 Review

#### EXTENSION SUGGESTIONS

**ELA:** Students complete the GERMANY page in the My Little Holiday Travel Brochure

**MATH:** Gingerbread Gumdrops Math - (use Gingerbread Joining Mat) - students roll die and place matching number of gumdrops on Gingerbread's left hand & record first addend on recording sheet. Roll die again and place matching number of gumdrops on right hand and write second addend on recording sheet. Join both sets of gumdrops on the belly of the gingerbread and count the total. Record the total on the recording sheet.

#### LESSON MATERIALS NEEDED:

- Power Point - Let's Celebrate Christmas in Germany (included)
- Lesson 2 discussion prompts
- Vocab cards (listed)
- Gingerbread craftivity templates
- Chart paper & Markers
- Chart visuals (included)
- Lesson 2 Review/Assessment (Optional)

#### EXTENSION MATERIALS NEEDED:

- Holiday Travel Brochure
- Gingerbread Joining Mat
- Dice
- Counters or gumdrops

#### LESSON ACTIVITY & EXTENSIONS


© Cara Carroll 2016 - Simply Social Studies



# CHRISTMAS IN GERMANY




Gingerbread template – copy on brown, 1 per student





# GINGERBREAD JOINING MAT





# Grade 1 Addition

$$\begin{array}{r} \quad + \quad = \\ \hline \text{1} \quad \text{1} \quad \hline \end{array}$$

$$\begin{array}{r} \quad + \quad = \\ \hline \text{1} \quad \text{1} \quad \hline \end{array}$$

$$\begin{array}{r} \quad + \quad = \\ \hline \text{1} \quad \text{1} \quad \hline \end{array}$$

$$\begin{array}{r} \quad + \quad = \\ \hline \text{1} \quad \text{1} \quad \hline \end{array}$$

$$\begin{array}{r} \quad + \quad = \\ \hline \text{1} \quad \text{1} \quad \hline \end{array}$$

$$\begin{array}{r} \quad + \quad = \\ \hline \text{1} \quad \text{1} \quad \hline \end{array}$$

$$\begin{array}{r} \quad + \quad = \\ \hline \text{1} \quad \text{1} \quad \hline \end{array}$$

$$\begin{array}{r} \quad + \quad = \\ \hline \text{1} \quad \text{1} \quad \hline \end{array}$$

$$\begin{array}{r} \quad + \quad = \\ \hline \text{1} \quad \text{1} \quad \hline \end{array}$$

$$\begin{array}{r} \quad + \quad = \\ \hline \text{1} \quad \text{1} \quad \hline \end{array}$$

Name: \_\_\_\_\_


# LESSON 2 REVIEW

# CHRISTMAS IN GERMANY

## Is It a Tradition? YES or NO

Look at each picture below and determine if the image represents a Christmas tradition in Germany. If it does, trace YES. If it doesn't, doesn't trace NO.

Christmas list on the windowsill.




YES NO

Celebrating St. Lucia Day.




YES NO

Eating stollen.



YES NO

Watching for Santa Claus.



YES NO

Making gingerbread houses.




YES NO

Gifts from Christkind



YES NO

Creating rangoli.



YES NO

Advent wreath countdown.



YES NO

Hitting the piñata.



YES NO



# Holidays Around the World

## CELEBRATING CHRISTMAS - NETHERLANDS

**OBJECTIVE:** describe and explain the importance of family customs and traditions; compare family customs and traditions; identify customs associated with holidays; compare the observance of holidays

**VOCABULARY:** Sinterklaas, St. Nicholas Day

### LESSON PLAN

#### Connection:

1. *Yesterday we traveled to Germany and learned about Christmas celebrations in that country. How is the holiday you celebrate similar to Christmas in Germany? How is it different?*
2. Allow wait time for students to think and prompt 2-3 students to share (optional)

#### Set Purpose:

*Christmas is also celebrated in a country called the Netherlands. Point to the Netherlands on your map or the online map. Compare distance from your home to Netherlands and the Netherlands to Germany. Christmas in the Netherlands is a very special time of the year, but it is different than Christmas in Germany. Listen to compare the similarities and differences between the two.*

**Power Point:** Let's Celebrate Christmas in the Netherlands

#### Revisit Purpose:

1. *Christmas in the Netherlands is an exciting time of the year. The traditions make this holiday unique and interesting. What was the most interesting thing you learned about Christmas in the Netherlands?*
2. Allow wait time. Prompt 2-3 students to share aloud.
3. Display vocabulary cards Sinterklaas & St. Nicholas Day. Discuss.

#### Application & Discussion

1. Discussion Prompts
2. Add "Stop #2 - Netherlands" to adventure map.
3. Create a "Christmas in the Netherlands" thinking chart (use visuals provided as needed). Discuss as each picture is added to the chart. Have students help you label each symbol. In addition to the visuals added to the chart, prompt students to recall facts learned in the power point (or other text) and add those to the chart as well. Keep displayed throughout your travels.
4. Students assemble wooden shoe craft for souvenir and place in travel backpack. Students will cut out wooden shoe template and place the carrots and straw in the opening. Use templates provided

**Independent Practice & Assessment:** Lesson 3 Review

#### EXTENSION SUGGESTIONS

**ELA:** Students complete the NETHERLANDS page in the My Little Holiday Travel Brochure

**MATH:** Wooden Shoe Word Problem

#### LESSON MATERIALS NEEDED:

- Power Point: Let's Celebrate Christmas in the Netherlands
- Lesson 3 Discussion Prompts
- Vocabulary cards (listed)
- Chart Paper & Markers
- Thinking Chart Visuals
- Wooden Shoe template
- Lesson 3 Assessment/Review (optional)

#### EXTENSION MATERIALS NEEDED:

- Holiday Travel Brochure
- Word Problem template (class set)

#### LESSON ACTIVITY & EXTENSIONS

© Cara Carroll 2016 - Simply Social Studies

**HOLIDAYS AROUND ADVENTURE**

GERMANY (1st Stop)  
NETHERLANDS (2nd Stop)

**NETHERLANDS**

The holiday is celebrated from \_\_\_\_\_  
The time of the holiday \_\_\_\_\_  
The holiday is different from other holidays \_\_\_\_\_  
A custom related to the holiday \_\_\_\_\_

**LESSON 3 CHRISTMAS IN THE NETHERLANDS**

If the kids set out 6 wooden shoes and only 4 are filled with gifts how many shoes have no gifts? 2

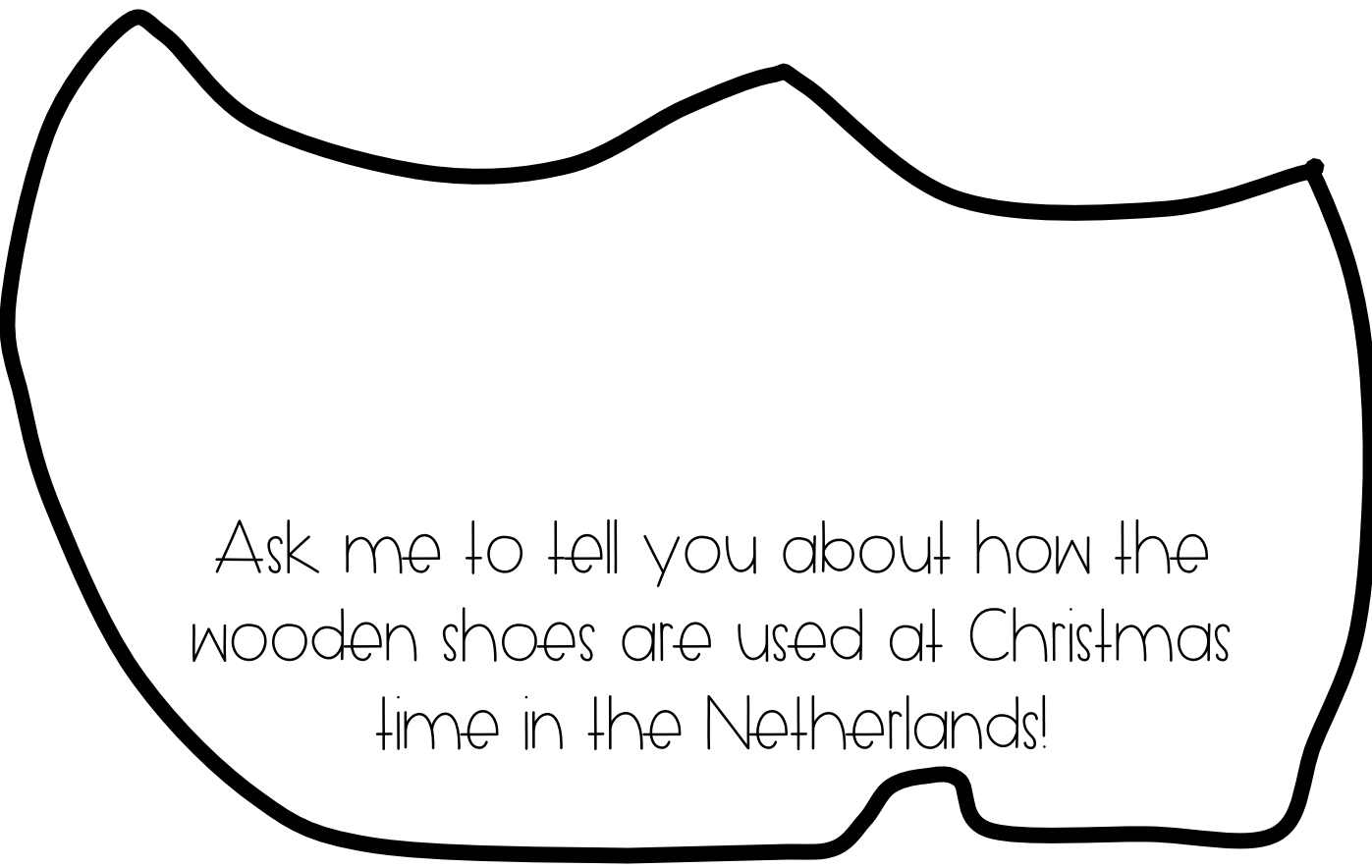
$6 - 4 = 2$

**LESSON 3 CHRISTMAS IN THE NETHERLANDS SYMBOL SORT**

YES NO

# CHRISTMAS IN THE NETHERLANDS

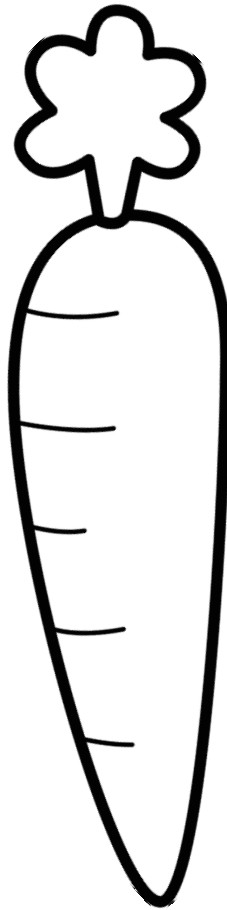
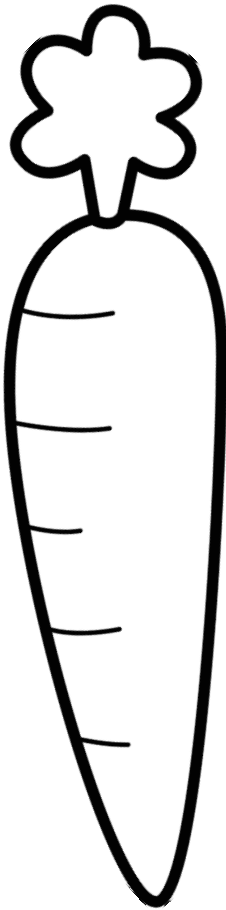
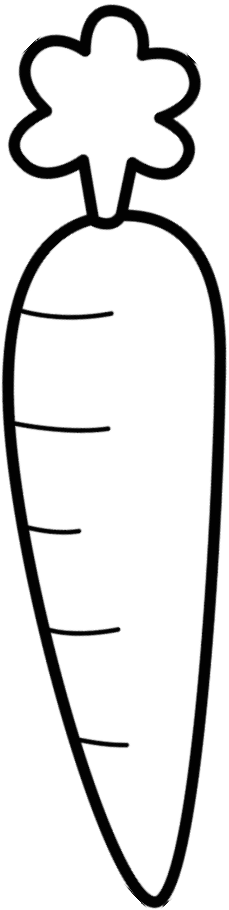
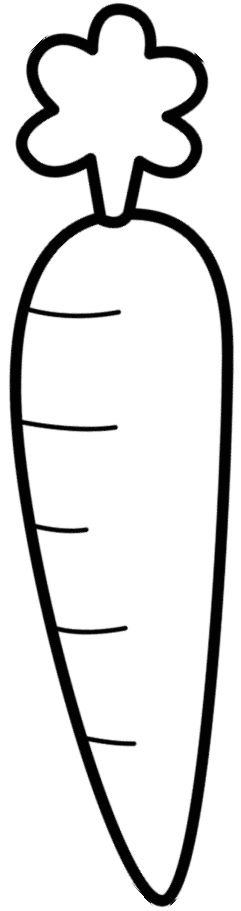
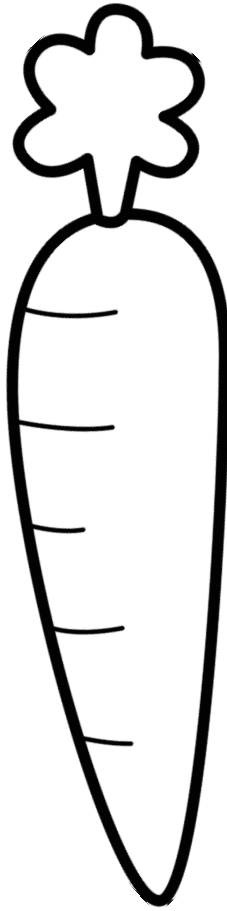
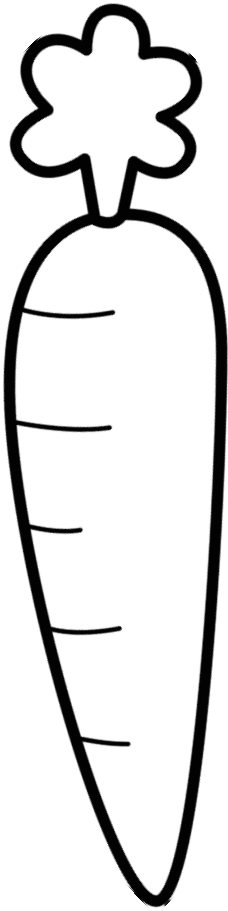




Ask me to tell you about how the wooden shoes are used at Christmas time in the Netherlands!



Ask me to tell you about how the wooden shoes are used at Christmas time in the Netherlands!



Name: \_\_\_\_\_

**LESSON**  
**3**  
REVIEW**CHRISTMAS IN THE  
NETHERLANDS**

If the kids set out \_\_\_\_\_  
wooden shoes and only \_\_\_\_\_  
are filled with gifts how many  
shoes have no gifts?





Name: \_\_\_\_\_

# LESSON 3 REVIEW

## CHRISTMAS IN THE NETHERLANDS

### SYMBOL SORT

Cut out the pictures on the bottom of the page and determine the symbols that represent Christmas in the Netherlands. If the symbols represent the Netherlands, glue them on the wooden shoe that says YES. If the symbol does not represent the Netherlands, glue them on the wooden shoe that says NO.



# Holidays Around the World

## CELEBRATING CHRISTMAS - ITALY

**OBJECTIVE:** describe and explain the importance of family customs and traditions; compare family customs and traditions; identify customs associated with holidays ; compare the observance of holidays

**VOCABULARY:** La Befana, panetonne, Epiphany, yule log

### LESSON PLAN

#### Connection:

1. We've traveled to Germany and the Netherlands and learned that both countries celebrate Christmas. The Christmas celebrations in those countries were both different.
2. Review vocabulary introduced thus far.

#### Set Purpose:

Another country that celebrates Christmas is Italy. Italy is another country on the continent of Europe. Even though Italy is on the same continent as Germany and the Netherlands, the Christmas traditions in this country are very different. From the gift delivery to the food, Christmas in Italy is very unique!

**Power Point:** Let's Celebrate Christmas in Italy

#### Revisit Purpose:

1. Christmas in Italy is a special time for all Italians. Not only is it a time for children to receive gifts, but it is a very special time to celebrate Jesus and gather together as a family. How is Christmas in Italy similar to your holiday celebration?
2. Allow wait time and prompt 2-3 students to share aloud.
3. Display vocabulary cards Epiphany, yule log, panetonne, and La Befana. Introduce and discuss.

#### Application & Discussion

1. Discussion Prompts
2. Add "Stop #3 - Italy" to adventure map.
3. Create a "Christmas in Italy" thinking chart (use visuals provided as needed). Discuss as each picture is added to the chart. Have students help you label each symbol. In addition to the visuals added to the chart, prompt students to recall facts learned in the power point (or other text) and add those to the chart as well. Keep displayed throughout your travels.
4. Students assemble broom craft for souvenir and place in travel backpack. Follow directions on craft instructions page provided.

#### Independent Practice & Assessment: Lesson 4 Review

#### EXTENSION SUGGESTIONS

**ELA:** Students complete the Italy page in the My Little Holiday Travel Brochure

**MATH:** Race to Deliver - Players each place their counter where it says PLAYER \_\_\_\_ Player one rolls the dice. If he lands on a number EVEN, he moves his counter to the first box. If the number is odd, the next player in line gets a turn. Continue rolling and identifying odd and even numbers until one person reaches the top. The first person to reach La Befana, wins!

#### LESSON MATERIALS NEEDED:

- Power Point: Let's Celebrate Christmas in Italy
- Lesson 4 Discussion Prompts
- Vocabulary cards (listed)
- Chart Paper & Markers
- Thinking Chart Visuals
- Broom craft instruction sheet
- Popsicle sticks
- Brown construction paper
- Ribbon
- Lesson 4 Assessment/Review (optional)

#### EXTENSION MATERIALS NEEDED:

- Holiday Travel Brochure
- Race to Deliver Game board
- Dice
- counters


#### LESSON ACTIVITY & EXTENSIONS

The image displays several educational materials for the lesson:

- Thinking Chart:** A circular diagram titled "HOLIDAYS AROUND THE WORLD" with a central focus on "CHRISTMAS IN ITALY". It includes various icons and text boxes related to Italian Christmas traditions, such as "La Befana", "panetonne", and "Epiphany".
- Race to Deliver Game Board:** A board with a grid and a path leading to "La Befana". It includes instructions for rolling dice and moving counters.
- Craft Project:** A broom made from a popsicle stick, brown construction paper, and a ribbon, tied with a string.
- Vocabulary Cards:** Several cards with illustrations and text for "La Befana", "panetonne", and "Epiphany".
- Game Pieces:** Two green dice and several small circular tokens.

© Cara Carroll 2016 - Simply Social Studies

# CHRISTMAS IN ITALY





# Italy – Broom Souvenir



Cut an 8x11.5 piece of paper in half and place it horizontally.



Fold the paper in half and cut along the open end as above.

Wrap the paper around the bottom portion of a large craft stick to create a broom-like effect. Tie the top of the paper with a piece of string or ribbon.





# RACE TO DELIVER


**PLAYER 1**


**PLAYER 2**


**PLAYER 3**


**PLAYER 4**

Name: \_\_\_\_\_


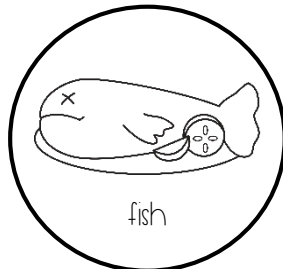


# LESSON 4

REVIEW

# CHRISTMAS IN ITALY

## La Befana Bubbles

Color the bubbles that match the objects and symbols La Befana might see during the Christmas season in Italy.



# Holidays Around the World

## CELEBRATING ST. LUCIA DAY - SWEDEN

**OBJECTIVE:** describe and explain the importance of family customs and traditions; compare family customs and traditions; identify customs associated with holidays ; compare the observance of holidays

**VOCABULARY:** St. Lucia Day, star boy, yule goat, lussekater, Tomte

### LESSON PLAN

#### Connection:

1. Let's remember the countries we've visited so far. What is one thing they all have in common? (they all celebrate Christmas)
2. Review vocabulary introduced thus far.

#### Set Purpose:

Some countries celebrate both Christmas AND an extra holiday during the winter. Sweden is a country that celebrates Christmas as well as a special day known as St. Lucia Day, or St. Lucy's Day. There are many traditions celebrated during this time of the year in Sweden and today we're going to learn about what some of them are.

**Power Point:** Let's Celebrate Christmas in Sweden

#### Revisit Purpose:

1. Sweden would be an exciting place to visit during the holiday season. We could enjoy the St. Lucia Day festivities and then celebrate Christmas shortly thereafter. Do you think you would like to celebrate the holiday season in Sweden? Why or why not? Share with a partner.
2. Allow wait time and prompt 2-3 students to share aloud.
3. Display vocabulary cards St. Lucia Day, star boy, yule goat, Tomte, and lussekater. Introduce and discuss.

#### Application & Discussion

1. Discussion Prompts
2. Add "Stop #4 - Sweden" to adventure map.
3. Create a "Christmas in Sweden" thinking chart (use visuals provided as needed). Discuss as each picture is added to the chart. Have students help you label each symbol. In addition to the visuals added to the chart, prompt students to recall facts learned in the power point (or other text) and add those to the chart as well. Keep displayed throughout your travels.
4. Students assemble star wand craft for souvenir and place in travel backpack.

**Independent Practice & Assessment:** Lesson 5 Review

#### EXTENSION SUGGESTIONS

**ELA:** Students complete the Italy page in the My Little Holiday Travel Brochure

**MATH:** Tomte Tallies - follow instructions as directed on recording sheet

#### LESSON MATERIALS NEEDED:

- Power Point: Let's Celebrate Christmas in Sweden
- Lesson 5 Discussion Prompts
- Vocabulary cards (listed)
- Chart Paper & Markers
- Thinking Chart Visuals
- Star Wand instruction sheet
- Straws
- Yellow construction paper
- Ribbon & glitter (optional)
- Lesson 5 Assessment/Review (optional)

#### EXTENSION MATERIALS NEEDED:

- Holiday Travel Brochure
- Tomte Tallies Die & recording sheet

### LESSON ACTIVITY & EXTENSIONS

**SWEDEN**

St. Lucia Day is celebrated on _____	This is the Day of Sweden
Christmas is celebrated on _____	
Swedish people eat _____ for dinner	This is a common Swedish winter holiday
_____	



The Christmas figure who that gifts to the boys and girls is called \_\_\_\_\_

**CHRISTMAS IN SWEDEN**

Light the Wreath

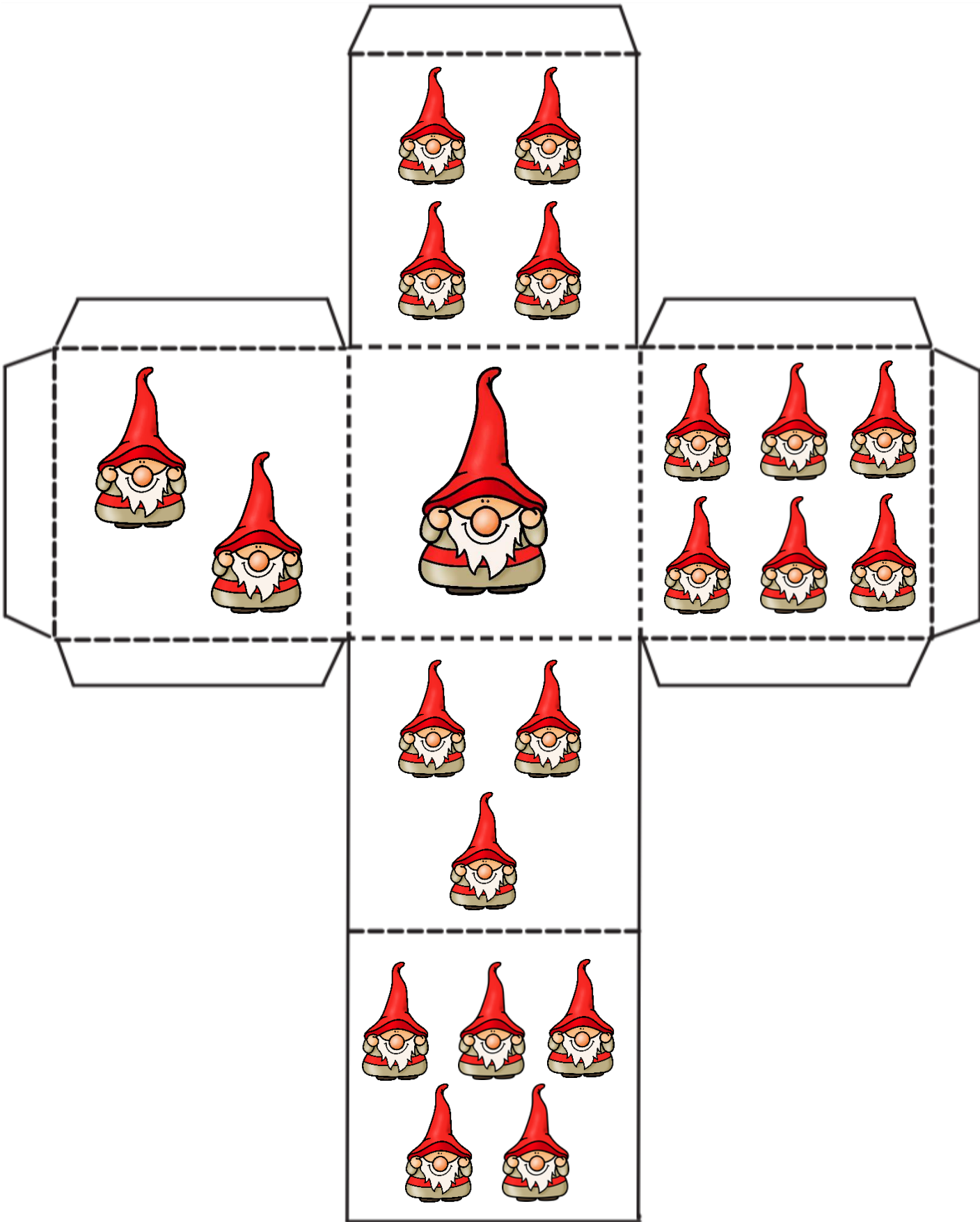
ally Social Studies

# CHRISTMAS IN SWEDEN





Copy on yellow paper, 1 star per student  
Adhere to one end of a craft stick.  
Decorate with glitter (optional)



Name: \_\_\_\_\_

# TOMTØ TALLIES

Roll the Tomten die twice. Tally the total amount of Tomten on which you land after each roll in the matching boxes below.



**ROLL #1**

• • • • •    • • • • •    • •

**ROLL #5**

• • • • •    • • • • •    • •

**ROLL #2**

• • • • •    • • • • •    • •

**ROLL #6**

• • • • •    • • • • •    • •

**ROLL #3**

• • • • •    • • • • •    • •

**ROLL #7**

• • • • •    • • • • •    • •

**ROLL #4**

• • • • •    • • • • •    • •

**ROLL #8**

• • • • •    • • • • •    • •



Name: \_\_\_\_\_

## LESSON


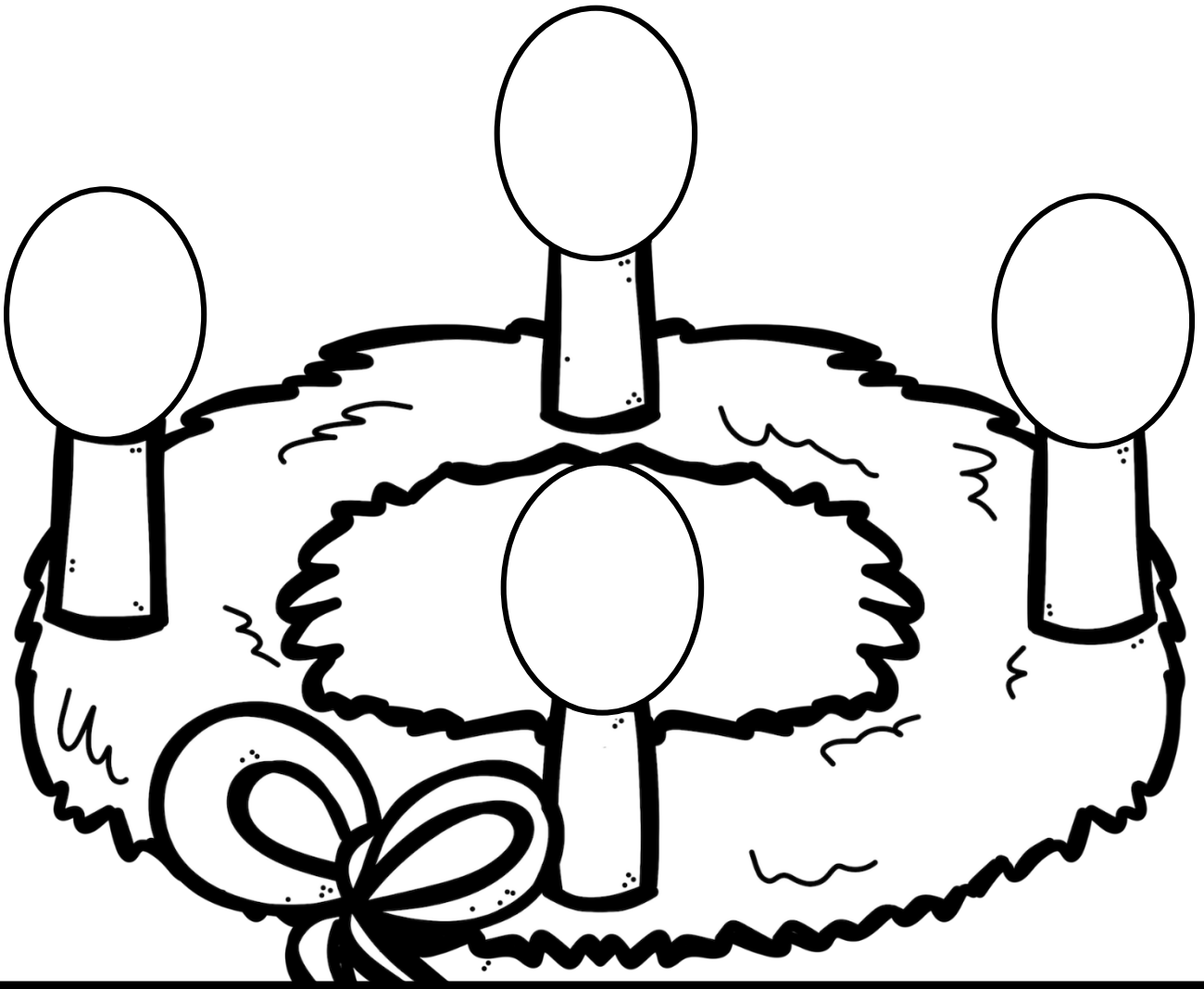
## 5

REVIEW

## CHRISTMAS IN SWEDEN

## LIGHT THE WREATH

Cut out the symbols that represent the holiday season in Sweden and glue them to the wreath.



# Holidays Around the World

## CELEBRATING LAS POSADAS- MEXICO

**OBJECTIVE:** describe and explain the importance of family customs and traditions; compare family customs and traditions; identify customs associated with holidays ; compare the observance of holidays

**VOCABULARY:** Las Posadas, nativity, manger, piñata, poinsettia, King's cake

### LESSON PLAN

#### Connection:

1. *Yesterday we learned that some countries celebrate two different holidays during the same holiday season. Which two holidays are celebrated in Sweden? How are they alike? How are they different?*
2. Allow wait time and prompt 2-3 students to share aloud.

#### Set Purpose:

*Another country that celebrates two holidays during the same holiday season is Mexico. Mexico observes both Las Posadas and Christmas. These are both very important traditions in that country. And both of those celebrations have something in common. Let's listen carefully to see if we can determine what the two holidays in Mexico have in common (both focus on Jesus & the nativity as opposed to giving and receiving gifts)*

**Power Point:** Let's Celebrate Christmas in Mexico

#### Revisit Purpose:

1. *Celebrating Christmas in Mexico is different than the Christmas celebrations we learned about in Germany, Netherlands, Italy, and Sweden. The traditions in Mexico focus on the nativity and baby Jesus and gift giving and receiving is only a small part of the celebrations. Do you think the children in Mexico enjoy the Christmas holidays? Why or why not?*
2. Allow wait time and prompt 2-3 students to share aloud.
3. Display vocabulary cards Las Posadas, piñata, poinsettia, nativity, manger. Introduce and discuss.

#### Application & Discussion

1. Discussion Prompts
2. Add "Stop #5 - Mexico to adventure map.
3. Create a "Christmas in Mexico" thinking chart (use visuals provided as needed). Discuss as each picture is added to the chart. Have students help you label each symbol. In addition to the visuals added to the chart, prompt students to recall facts learned in the power point (or other text) and add those to the chart as well. Keep displayed throughout your travels.
4. Students assemble poinsettia craft for souvenir and place in travel backpack. Follow directions on craft instructions page provided.

#### Independent Practice & Assessment: Lesson 6 Review

#### EXTENSION SUGGESTIONS

**ELA:** Students complete the Mexico page in the My Little Holiday Travel Brochure

**MATH:** Pinata Problems - students solve word problem on template provided

#### LESSON MATERIALS NEEDED:

- Power Point: Let's Celebrate Christmas in Mexico
- Lesson 6 Discussion Prompts
- Vocabulary cards (listed)
- Chart Paper & Markers
- Thinking Chart Visuals
- Poinsettia craft instruction sheet
- Red & Green construction paper
- Yellow tempera or acrylic paint
- Lesson 6 Assessment/Review (optional)

#### EXTENSION MATERIALS NEEDED:


- Holiday Travel Brochure
- Pinata Problems recording sheet - class set

#### LESSON ACTIVITY & EXTENSIONS

The image displays four educational materials:


- HOLIDAYS Around the World ADVENTURE MAP:** A circular map showing various countries and their associated holidays. Mexico is highlighted with a red star and labeled 'STOP #5'.
- MEXICO Thinking Chart:** A large red poinsettia flower graphic with a central yellow circle. Inside the petals are boxes for students to record information about Mexico, such as 'What is celebrated on...', 'How do you celebrate...', 'What is a traditional celebration in Mexico?', and 'The Christmas Eve Dinner and services in a cathedral are the last of the season and the last that those who turn to Jesus will do!'
- LESSON 6 PINATA PROBLEMS:** A recording sheet for a math problem. The problem states: 'There were 2 kids playing with the piñata. The piñata broke open and 9 pieces of candy fell out. If each kid got the same amount of candy, how many pieces did each kid get?'. Below the problem is a drawing of two children and a piñata, and a space for the student to write the answer.
- LESSON 6 CHRISTMAS IN MEXICO:** A thinking chart with a grid of boxes. Each box contains a small illustration and a question related to Christmas in Mexico, such as 'What is a traditional Mexican Christmas dinner?', 'What is a traditional Mexican Christmas dessert?', 'What is a traditional Mexican Christmas activity?', and 'What is a traditional Mexican Christmas song?'. The grid is partially filled with drawings of a piñata, a manger, a poinsettia, and a nativity scene.

# CHRISTMAS IN MEXICO




# Mexico- Poinsettia Souvenir

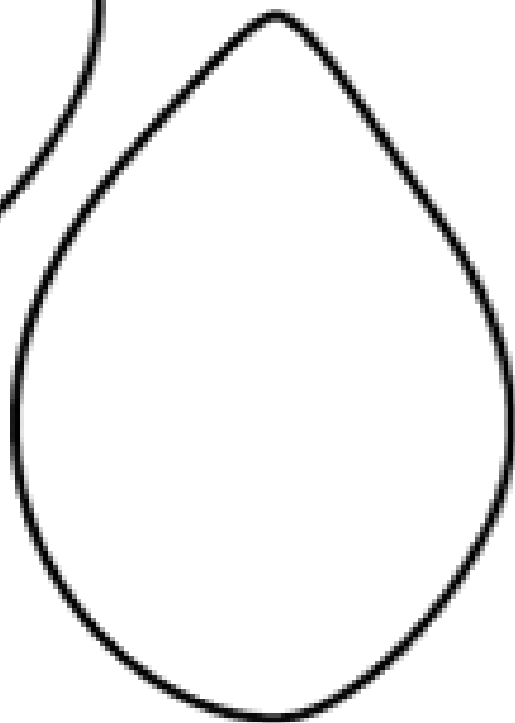
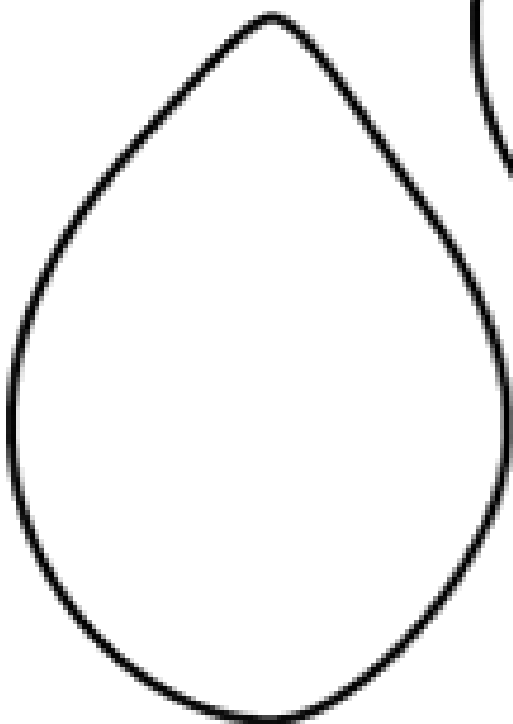
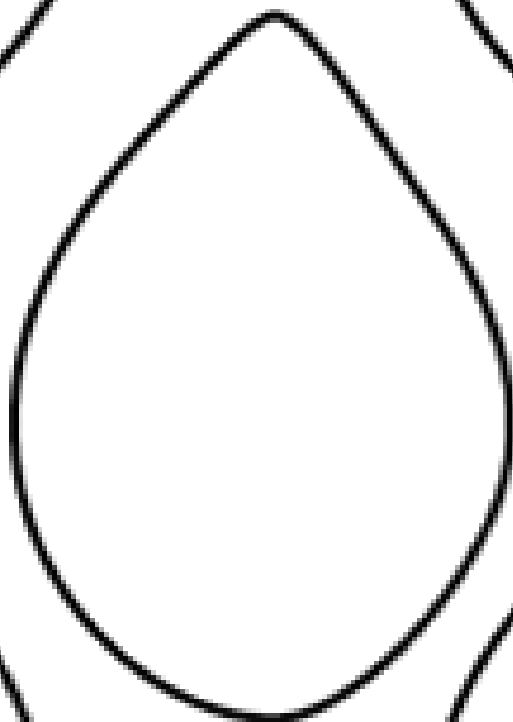
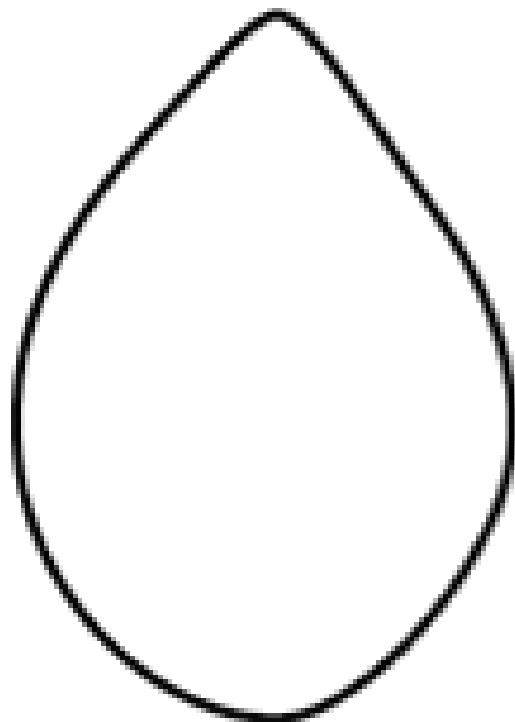
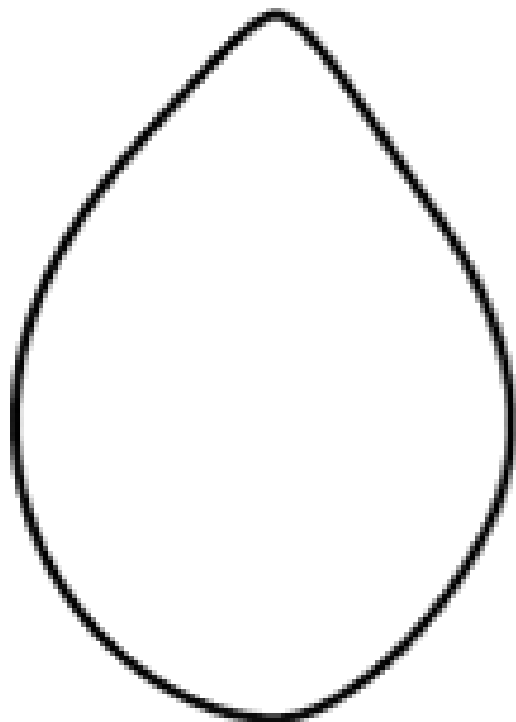
This is a very easy-to-assemble craft. Copy the templates on the following pages as instructed. Assemble the red petals first. Overlap each one until you've created a flower. Flip over the flower and glue the green leaves to the backside in between the petals of the flower. Turn right side up and use fingerprints dipped in yellow paint to create the pollen.



Poinsettia petals template, copy on red, 1 sheet per student



Poinsettia leaves template, copy on green, 11 sheet per student



Name: \_\_\_\_\_

**LESSON  
6****PINATA PROBLEMS**

There were \_\_\_\_\_ kids playing with the piñata. The piñata broke open and \_\_\_\_\_ pieces of candy fell out. If each kid got the same amount of candy, how many pieces did each kid get?

Name: \_\_\_\_\_

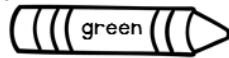
# LESSON 6

REVIEW

# CHRISTMAS IN MEXICO

Color the boxes using the legend below.


Something I might see in  
Mexico during the  
holiday season.




Something I might see in  
another country during  
the holiday season.



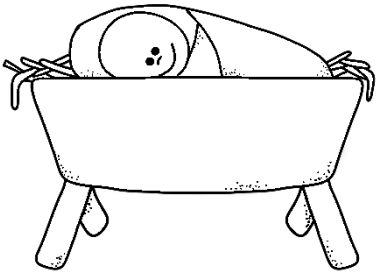
Yule goats



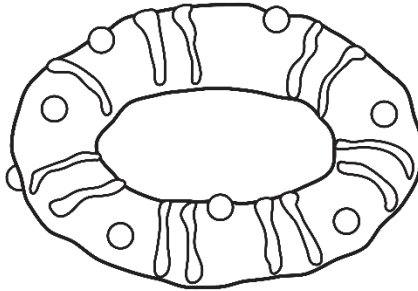
Wooden shoes by the  
fireplace



Poinsettias



Baby Jesus in a manger




King's cake



Christkind



Yule logs



Children hitting a piñata



Fireworks



# Holidays Around the World

## CELEBRATING HANUKKAH - ISRAEL

**OBJECTIVE:** describe and explain the importance of family customs and traditions; compare family customs and traditions; identify customs associated with holidays ; compare the observance of holidays

**VOCABULARY:** Hanukkah, menorah, dreidel, gelt, latke, sufganiya

### LESSON PLAN

#### Connection:

1. We've learned about countries that celebrate Christmas and countries that celebrate both Christmas and another holiday during the same holiday season. Let's review those countries and their celebrations.
2. Allow students to discuss with a partner or in small groups and prompt 2-3 pairs or groups to share aloud .
3. Review vocabulary introduced thus far.

#### Set Purpose:

There are some countries whose people do not celebrate Christmas at all. Instead of Christmas, they celebrate other holidays that are very important and special to their culture and history. The Jewish people in Israel... and Jewish families in our home country... celebrate special holiday called Hanukkah. Today we're going to learn all about this exciting holiday and what traditions help to make it so special.

**Power Point:** Let's Celebrate Hanukkah

#### Revisit Purpose:

1. Hanukkah is an eight day festival of lights full of celebration and tradition. If you celebrate or would want to celebrate Hanukkah, what would be your favorite tradition? Why?
2. Allow students to share with partners or in small groups and prompt 2-3 partners/groups to share aloud.
3. Display vocabulary cards Hanukkah, menorah, gelt, dreidel, latke, sufginya. Introduce and discuss.

#### Application & Discussion

1. Discussion Prompts
2. Add "Stop #6 - Israel" to adventure map.
3. Create a "Hanukkah" thinking chart (use visuals provided as needed). Discuss as each picture is added to the chart. Have students help you label each symbol. In addition to the visuals added to the chart, prompt students to recall facts learned in the power point (or other text) and add those to the chart as well. Keep displayed throughout your travels.
4. Students assemble menorah fingerprint craft for souvenir and place in travel backpack. Follow directions on craft instructions page provided.

**Independent Practice & Assessment:** Lesson 6 Review

#### EXTENSION SUGGESTIONS

**ELA:** Students complete the Israel page in the My Little Holiday Travel Brochure

**MATH:** Menorah Math - Spin the spinner & draw the matching number of candles on the menorah. Spin the spinner a second time and draw the matching number of candles on the menorah in a different color. Write an equation to match your work.

#### LESSON MATERIALS NEEDED:

- Power Point: Let's Celebrate Hanukkah
- Lesson 7 Discussion Prompts
- Vocabulary cards (listed)
- Chart Paper & Markers
- Thinking Chart Visuals
- Menorah craft instruction sheet
- Popsicle Sticks
- Yellow tempera or acrylic paint
- Lesson 7 Assessment/Review (optional)



#### EXTENSION MATERIALS NEEDED:

- Holiday Travel Brochure
- Menorah Math recording sheet - class set
- Two different colored crayons

#### LESSON ACTIVITY & EXTENSIONS



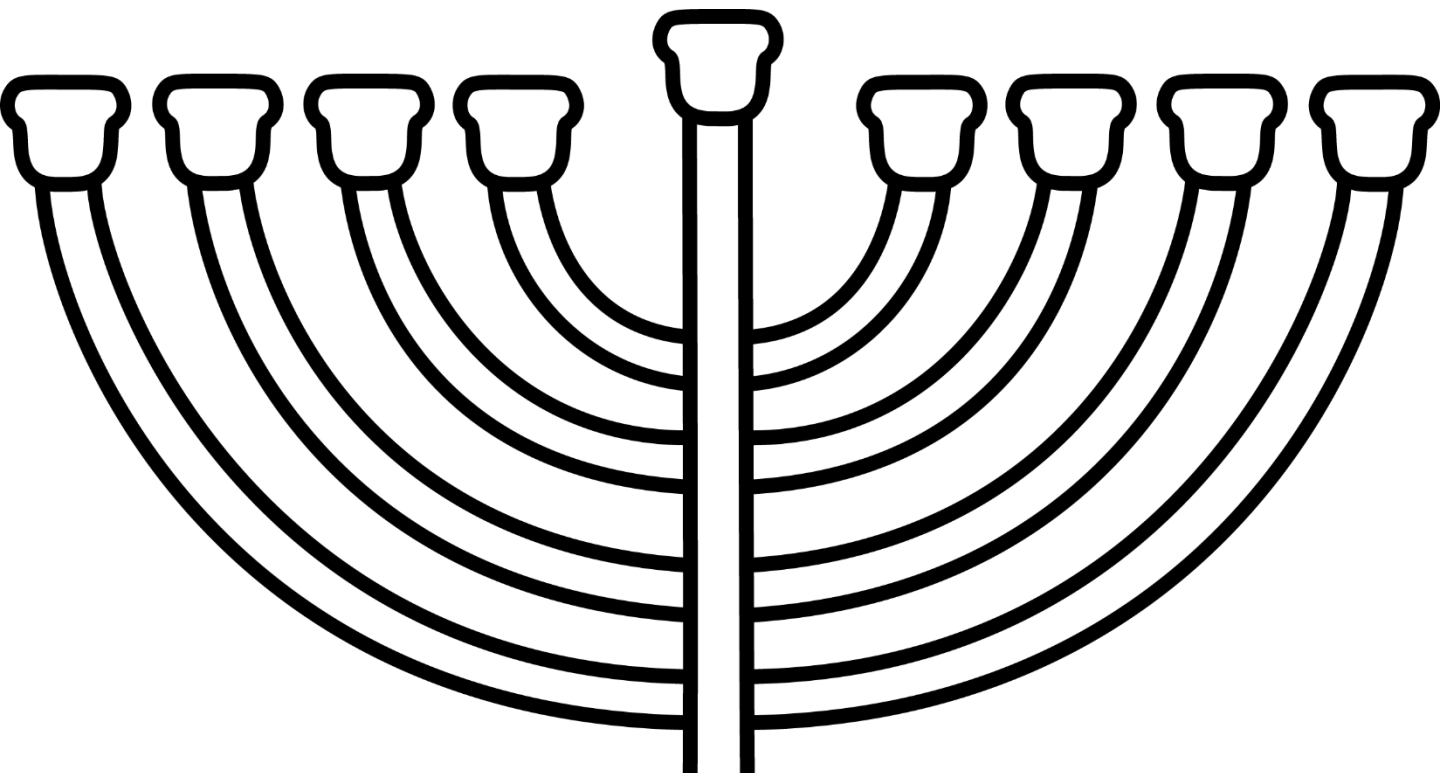
# CELEBRATING HANUKKAH




# Israel - Menorah Souvenir

Print the menorah on yellow cardstock or construction paper. For the candlesticks, cut in half either craft sticks colored blue with markers, or pre-dyed blue craft sticks (you can find these at Wal Mart). Cut off about  $\frac{1}{4}$  of the blue craft stick for the middle candle. Adhere candles to the menorah. Each student will need 5 craft sticks. Use fingerprints dipped in orange paint for the candle flames.







Ask me to tell you about Hanukkah



Name: \_\_\_\_\_

**LESSON  
7****MENORAH  
MATH**

My Equation: \_\_\_\_\_ + \_\_\_\_\_ = \_\_\_\_\_

Name: \_\_\_\_\_


# LESSON 7

REVIEW

## CELEBRATING HANUKKAH

### Label Me Hanukkah

Use the word bank on the bottom of the page to label each Hanukkah picture on the menorah. Write the matching word inside the candlestick.



**WORD** dreidel latke gift menorah

**BANK** donut Star of David gelt flag

# Holidays Around the World

## CELEBRATING DIWALI - INDIA

**OBJECTIVE:** describe and explain the importance of family customs and traditions; compare family customs and traditions; identify customs associated with holidays ; compare the observance of holidays

**VOCABULARY:** Diwali, rangoli, diya, sheera

### LESSON PLAN

#### Connection:

1. *Yesterday we learned that Israel is a country where most of its people celebrate a holiday other than Christmas. Which holiday is celebrated in Israel? Tell what you learned about it.*
2. Allow students to discuss with a partner or in small groups and prompt 2-3 pairs or groups to share aloud .
3. Review vocabulary introduced thus far.

#### Set Purpose:

*India is another country whose people celebrate a holiday different than Christmas. The most important holiday in the Hindu culture is a holiday known as Diwali. Although Diwali is celebrated in October or November unlike the other holidays celebrated in December, it is just as important and special. Today we're going to learn what traditions help to make the Diwali holiday so special to the people of India.*

**Power Point:** Let's Celebrate Diwali

#### Revisit Purpose:

1. *Diwali is a five day festival of lights that marks the end of the harvest season and the beginning of a new year in India. After reading about Diwali, what do you think would be the most exciting tradition to celebrate? Why?*
2. Allow students to share with partners or in small groups and prompt 2-3 partners/groups to share aloud.
3. Display vocabulary cards Diwali, rangoli, diya, sheera. Introduce and discuss.

#### Application & Discussion

1. Discussion Prompts
2. Add "Stop #7 - India" to adventure map.
3. Create a "Diwali" thinking chart (use visuals provided as needed). Discuss as each picture is added to the chart. Have students help you label each symbol. In addition to the visuals added to the chart, prompt students to recall facts learned in the power point (or other text) and add those to the chart as well. Keep displayed throughout your travels.
4. Students assemble diya craft for souvenir and place in travel backpack. Follow directions on craft instructions page provided.

#### Independent Practice & Assessment: Lesson 8 Review

#### EXTENSION SUGGESTIONS

**ELA:** Students complete the India page in the My Little Holiday Travel Brochure

**MATH:** Diwali Division Word Problem

#### LESSON MATERIALS NEEDED:

- Power Point: Let's Celebrate Diwali
- Lesson 8 Discussion Prompts
- Vocabulary cards (listed)
- Chart Paper & Markers
- Thinking Chart Visuals
- Diya craft instruction sheet
- Cupcake liners
- Diya templates
- Yellow & orange construction paper
- Lesson 8 Assessment/Review (optional)

#### EXTENSION MATERIALS NEEDED:

- Holiday Travel Brochure


### LESSON ACTIVITY & EXTENSIONS

© Cara Carroll 2016 - Simply Social Studies

The image displays four educational materials:

- Thinking Chart:** A circular diagram titled "HOLIDAYS around the WORLD ADVENTURE MAP" with a central globe and various holiday icons.
- India Travel Brochure Page:** A page titled "INDIA" with a large diya illustration and a table for notes. The table has columns for "Checklist for days" and "This is a common tradition happening in India".
- Diwali Division Word Problem:** A worksheet titled "LESSON 8 DIWALI DIVISION" with a word problem: "There are 5 kids who want to light the diyas. There are 9 diyas altogether. If each kid wants to light the same amount of diyas, how many will each of them get to light?" and a drawing of three children.
- Celebrating Diwali Word Problem:** A worksheet titled "LESSON 8 CELEBRATING DIWALI" with a word problem: "Diwali is a Hindu festival celebrated in October or November." and a drawing of a diya.

# CELEBRATING DIWALI





# India - Diya Souvenir

For this craft, find colorful and decorative cupcake liners to use as the base of the lamp. Flatten the cupcake liner and cut in half. Color and cut-out a flame and adhere flame to the top of the cupcake liner. DIY diya in NO time! Great souvenir!





Name: \_\_\_\_\_

**LESSON  
8****DIWALI DIVISION**

There are \_\_\_\_\_ kids who want to light the diyas. There are \_\_\_\_\_ diyas altogether. If each kid wants to light the same amount of diyas, how many will each of them get to light?



Name: \_\_\_\_\_

# LESSON 8

REVIEW

# CELEBRATING DIWALI

Listen to your teacher read aloud the statements in the boxes below. If the statement describes a true fact about the Diwali holiday, color the happy face. If the statement describes a false fact about the Diwali holiday, color the sad face.



Diwali is a holiday celebrated in Germany.



Diwali is a five day festival of lights.



Diwali is celebrated in October or November.



A diya is an oil lamp made of clay and lit during the Diwali holiday.



Gingerbread cookies are baked and gingerbread houses are assembled.



A rangoli is a pattern created on the floor and made of colored sand or rice.



Santa Claus visits and leaves presents under the Christmas tree.



The third day of Diwali is the main day of the festival.



Boys and girls leave wooden shoes by the fireplace.



# Holidays Around the World

## CELEBRATING KWANZAA – AFRICA/U.S.A.

**OBJECTIVE:** describe and explain the importance of family customs and traditions; compare family customs and traditions; identify customs associated with holidays ; compare the observance of holidays

**VOCABULARY:** Kwanzaa, mkeke, mazao, kinara, muhindi, mishumaa saba, ziwadi, kikombe cha umoja,

### LESSON PLAN

#### Connection:

1. Some countries celebrate one holiday. Some countries celebrate two. The people in some countries don't celebrate Christmas. Which countries celebrate one holiday? Two? Which celebrate a holiday other than Christmas?
2. Allow students to discuss with a partner or in small groups and prompt 2-3 pairs or groups to share aloud.
3. Review vocabulary introduced thus far.

#### Set Purpose:

The culture and history of some countries are celebrated by their ancestors living in another country during a holiday that comes after the Christmas season. This holiday is known as Kwanzaa and it is celebrated by the ancestors of the people of Africa. Some of these ancestors live in Africa and some live in other countries such as the U.S.A. Kwanzaa is a time to reflect on history and think about the future. Let's learn more about why this holiday is so important to the people of the African culture.

**Power Point:** Let's Celebrate Kwanzaa

#### Revisit Purpose:

1. Kwanzaa is a seven day celebration observed by many of Africa's ancestors. Are there any other holidays that remind you of Kwanzaa? Which is it? How do they /does it remind you of Kwanzaa?
2. Allow students to share with partners or in small groups and prompt 2-3 partners/groups to share aloud.
3. Display vocabulary cards Kwanzaa, ancestors, mkeke, mazao, kinara, muhindi, mishumaa saba, ziwadi, kikombe cha umoja. Introduce and discuss.

#### Application & Discussion

1. Discussion Prompts
2. Add "Stop #7- Africa" to adventure map.
3. Create a "Kwanzaa" thinking chart (use visuals provided as needed). Discuss as each picture is added to the chart. Have students help you label each symbol. In addition to the visuals added to the chart, prompt students to recall facts learned in the power point (or other text) and add those to the chart as well. Keep displayed throughout your travels.
4. Students assemble Mishumaa Saba bracelet craft for souvenir and place in travel backpack. Follow directions on craft instructions page provided.

**Independent Practice & Assessment:** Lesson 9 Review

#### EXTENSION SUGGESTIONS

**ELA:** Students complete the Africa page in the My Little Holiday Travel Brochure

**MATH:** Kwanzaa Counting Word Problem

© Cara Carroll 2016 - Simply Social Studies

#### LESSON MATERIALS NEEDED:

- Power Point: Let's Celebrate Kwanzaa
- Lesson 9 Discussion Prompts
- Vocabulary cards (listed)
- Chart Paper & Markers
- Thinking Chart Visuals
- Pipe Cleaners (class set)
- Black, red, & green pony beads (3 red, 3 green, and 1 black for each student)
- Lesson 9 Assessment/Review (optional)

#### EXTENSION MATERIALS NEEDED:

- Holiday Travel Brochure
- Kwanzaa Counting Word Problem

### LESSON ACTIVITY & EXTENSIONS



#### LESSON 9 KWANZAA COUNTING

There are 7 candles on the kinara. 2 are lit. How many more should be lit if we want all 7 to burn at the same time? 5

$$7 - 2 = 5$$

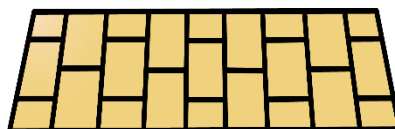




#### LESSON 9 CELEBRATING KWANZAA

**MKIKKA MATCH**  
Cut it out and place the pictures on the matching cards.



# CELEBRATING KWANZAA



# Africa – Mishumaa Saba


Create the seven candles bracelet to represent the seven candles (mishumaa saba) on the kinara. The black bead should be in the center. Group the three red beads and the three green beads and place them on either side of the black beads. Copy the info cards and be sure to give one to each student to go with this craft.



# THE MISHUMAA SABA BRACELET

(THE SEVEN CANDLES BRACELET)


The center black bead stands for UNITY. The three red beads represent self-determination, cooperative economics, and creativity. The three green beads represent collective work and responsibility, purpose, and faith.



# THE MISHUMAA SABA BRACELET

(THE SEVEN CANDLES BRACELET)


The center black bead stands for UNITY. The three red beads represent self-determination, cooperative economics, and creativity. The three green beads represent collective work and responsibility, purpose, and faith.



# THE MISHUMAA SABA BRACELET

(THE SEVEN CANDLES BRACELET)


The center black bead stands for UNITY. The three red beads represent self-determination, cooperative economics, and creativity. The three green beads represent collective work and responsibility, purpose, and faith.



# THE MISHUMAA SABA BRACELET

(THE SEVEN CANDLES BRACELET)

The center black bead stands for UNITY. The three red beads represent self-determination, cooperative economics, and creativity. The three green beads represent collective work and responsibility, purpose, and faith.





Name: \_\_\_\_\_

## LESSON

## 9

## KWANZAA COUNTING

There are 7 candles on the kinara.  
\_\_\_\_\_ are lit. How many more  
should be lit if we want all 7 to  
burn at the same time ?

Name: \_\_\_\_\_

## LESSON


## 9

REVIEW

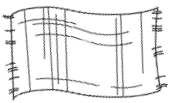
## CELEBRATING KWANZAA

## MKEKA MATCH

Cut &amp; glue the seven Kwanzaa symbols to the mkeka below.



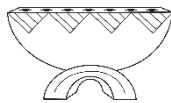
mkeka



menorah



kinara



muhindi




Santa Claus



diya



zawadi

Kikombe  
cha  
umoja

mazao



mishumaa saba



# Holidays Around the World

# Lesson 10

## CELEBRATING CHRISTMAS - AMERICA

**OBJECTIVE:** describe and explain the importance of family customs and traditions; compare family customs and traditions; identify customs associated with holidays; compare the observance of holidays

**VOCABULARY:** Christmas, Santa Claus, nativity, sleigh, stocking, tradition, holiday, celebrate, reindeer.

### LESSON PLAN

#### Connection:

1. We've learned that the people in some countries celebrate one holiday, some celebrate two, and some don't celebrate Christmas at all, but instead participate in traditions and festivities that are important to their culture and history.
2. Allow wait time for students to think and prompt 2-3 students to share (optional)
3. Review all vocabulary

#### Set Purpose:

In America, many different holidays are celebrated. There are many people living in America from different parts of the world who observe holidays and celebrate the traditions of the places of which they are from. The most popular and widely celebrated winter holiday in America is Christmas. Today we're going to learn more about how Christmas is celebrated in America and compare it to the Christmas celebrations, and other holiday festivals, around the world.

**Power Point:** Let's Celebrate Christmas in America

#### Revisit Purpose:

1. Christmas is a wonderful time of the year where families gather together and celebrate the traditions passed down from generation to generation. If you celebrate Christmas, what is your favorite tradition? If you don't celebrate Christmas, what tradition do you think you would like most?
2. Allow students to share in pairs or small groups. Prompt 2-3 pairs/groups to share aloud.
3. Display vocabulary cards Christmas, Santa Claus, nativity, sleigh, stocking, tradition, holiday, celebrate, reindeer. Introduce & discuss.

#### Application & Discussion

1. Discussion Prompts
2. Add "Last Stop- America" to adventure map.
3. Create a "Christmas in America" thinking chart (use visuals provided as needed). Discuss as each picture is added to the chart. Have students help you label each symbol. In addition to the visuals added to the chart, prompt students to recall facts learned in the power point (or other text) and add those to the chart as well. Keep displayed throughout your travels.
4. Students assemble Christmas tree craft for souvenir and place in travel backpack. Follow directions on craft instructions page provided.

**Independent Practice & Assessment:** Lesson 9 Review

### EXTENSION SUGGESTIONS

**ELA:** Students complete the America page in the My Little Holiday Travel Brochure

**MATH:** Ornament Addition - students solve the equations on the tree and glue the matching sums (ornaments) on top of each equation.

#### LESSON MATERIALS NEEDED:

- Power Point - Let's Celebrate Christmas in America
- Lesson 10 Discussion Prompts
- Chart Paper & Markers
- Thinking Map Visuals
- Green craft sticks OR craft sticks and green markers
- Pom poms, pipe cleaners, star stickers
- Yellow construction paper
- Vocabulary Cards (listed)
- Lesson 10 Review/Assessment (Optional)

#### EXTENSION MATERIALS NEEDED:



- Holiday Travel Brochure
- Ornament Addition printable (class set)

### LESSON ACTIVITY & EXTENSIONS

The image displays four educational materials for the lesson:

- HOLIDAYS AROUND THE WORLD ADVENTURE MAP:** A circular map showing various countries with their flags and names, including Germany, France, Italy, Sweden, Spain, Mexico, India, and Japan.
- AMERICA:** A thinking chart for the United States. It includes a drawing of the American flag and a speech bubble that says "Have you a Merry Christmas?". The chart has sections for "The holiday is on \_\_\_\_\_", "The holiday is on \_\_\_\_\_", "The holiday is on \_\_\_\_\_", and "The holiday is on \_\_\_\_\_".
- CHRISTMAS IN AMERICA:** A template for a Christmas tree. The tree is green with a red base and a yellow star on top. It has several ornaments with numbers on them. The text "THE TREE" is written above it.
- ORNAMENT ADDITION:** A printable for a Christmas tree with numbers on the ornaments. The numbers are 2, 6, 5, 7, 10, 3, 1, 8, 4, 9. The text "ORNAMENT ADDITION" is written above it.

# CHRISTMAS IN AMERICA



# America – Christmas Tree Souvenir

Take 3 green craft sticks...or 3 craft sticks colored green (with marker) and assemble into a triangle. Adhere vertices. Decorate the perimeter of the tree with pom poms, pipe cleaners, sequins, buttons, stickers, or whatever else you can think of! Have the kids cut out a star & adhere to the top (OR buy self adhesive stars (craft section at Wal Mart) for the tree topper. Kids will use scrap brown paper to cut out and adhere a trunk.

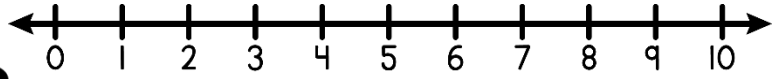


Name: \_\_\_\_\_

# LESSON 10


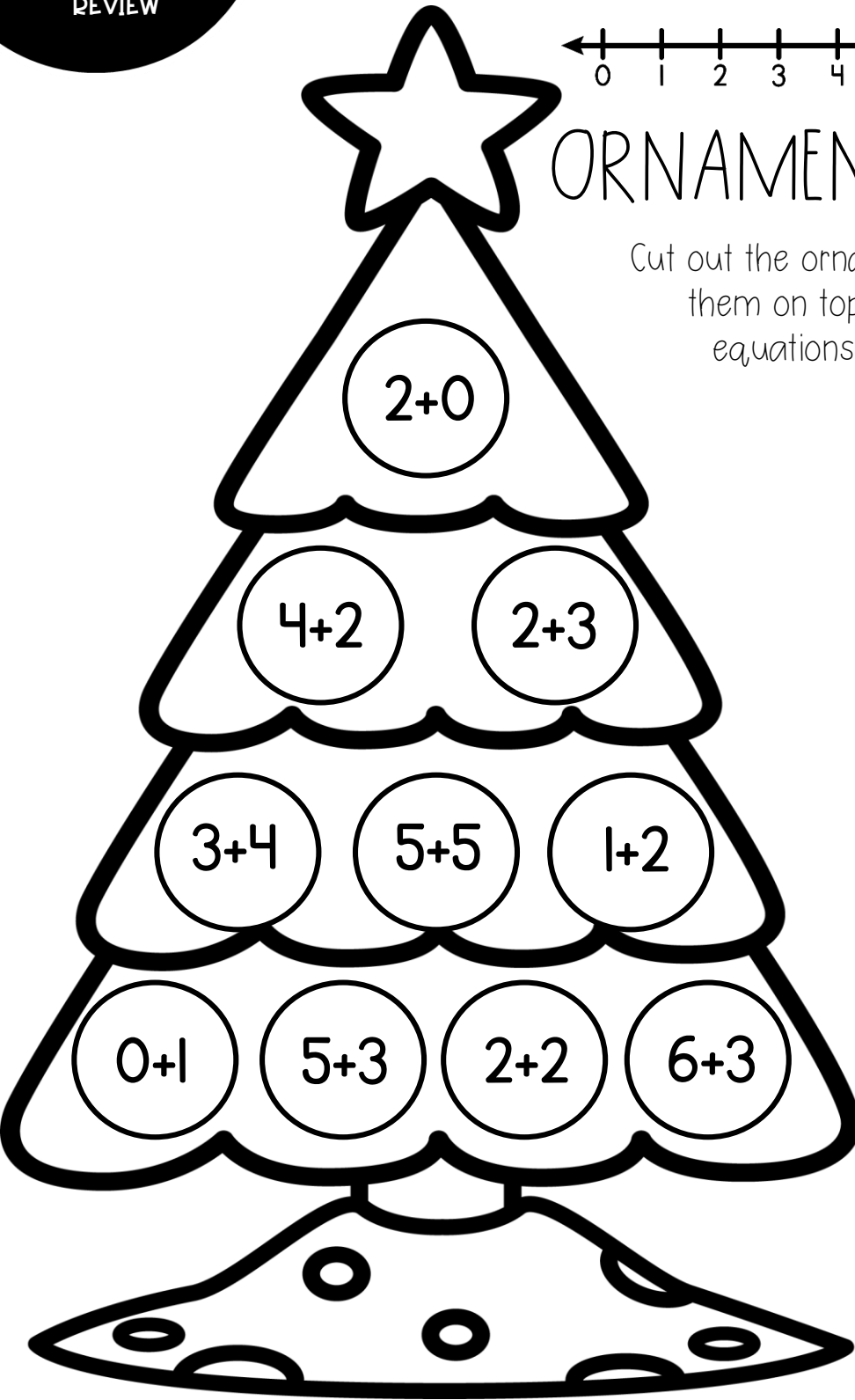
REVIEW

# CHRISTMAS IN AMERICA



## ORNAMEN ADDITION

Cut out the ornament sums and glue them on top of the matching equations. Color the tree.



Name: \_\_\_\_\_



# LESSON 10

REVIEW

# CHRISTMAS IN AMERICA

## TRIM THE TREE

Cut out the ornaments representing Christmas in America and glue them to the tree.



# Holidays Around the World

# Lesson 11

## HOLIDAYS AROUND THE WORLD REVIEW

**OBJECTIVE:** describe and explain the importance of family customs and traditions; compare family customs and traditions; identify customs associated with holidays; compare the observance of holidays

**VOCABULARY:** review all vocabulary introduced

### LESSON PLAN

#### Connection:

1. *We've learned that the people in some countries celebrate one holiday, some celebrate two, and some don't celebrate Christmas at all, but instead participate in traditions and festivities that are important to their culture and history. We also learned that some countries have many people from different parts of the world who celebrate all different types of holidays. What has been your favorite holiday to learn about? Why?*
2. Allow wait time for students to think and prompt 2-3 students to share (optional)
3. Review all vocabulary

#### Set Purpose:

*Many people from many different parts of the world celebrate holidays and traditions that are very special to their families and their culture. Holiday traditions and celebrations help to make you who you are. There is no one holiday that is better than another. They are all very special and unique.*

**Power Point:** Holiday Traditions and Celebrations

#### Revisit Purpose:

1. *The holidays are a wonderful time for gathering together with family and friends to celebrate in many different ways. Special dinners, festivals, gift exchanges, songs, and so much more help to make the holidays a special time of the year. Think about what we've learned about holidays around the world. What holiday have you enjoyed learning about the most?*
2. Allow students to share in pairs or small groups. Prompt 2-3 pairs/groups to share aloud.
3. Review all vocabulary

#### Application & Discussion

1. Discussion Prompts
2. Review holiday adventure map. Discuss each "stop" and prompt students to share one thing they learned at each stop.
3. Holiday Share & Tell - prompt students to choose one souvenir from their adventure backpacks and bring the artifact to the carpet. Have students stand one at a time to tell about the souvenir - what country is it from? What is the holiday it symbolizes? What is one fact about the holiday it symbolizes? What did you like best about this holiday?

**Independent Practice & Assessment:** Lesson 11 Review

### EXTENSION SUGGESTIONS

**ELA:** My Favorite Holiday - students write about the holiday they enjoyed learning about the most during their adventure around the world.

#### LESSON MATERIALS NEEDED:

- Power Point - Holiday Traditions and Celebrations
- Lesson 11 Discussion Prompts
- Adventure Map
- Vocabulary Cards (all)
- Lesson 11 Review/Assessment (Optional)

#### EXTENSION MATERIALS NEEDED:

- My Favorite Holiday writing template (class set)

### LESSON ACTIVITY & EXTENSIONS



**LESSON 11 MY FAVORITE HOLIDAY**

Name \_\_\_\_\_

The holiday I enjoyed learning about the most was \_\_\_\_\_ because \_\_\_\_\_

© Cara Carroll 2016 - Simply Social Studies

**LESSON 11 HOLIDAYS AROUND THE WORLD**

Use the Holiday Cards that follow for your adventure around the world.

Germany	Mexico	Sweden
Israel	Kenya (Africa)	India
Netherlands	America	Italy



Name: \_\_\_\_\_

**LESSON  
11****MY FAVORITE HOLIDAY**

The holiday I enjoyed learning about  
the most was \_\_\_\_\_  
because \_\_\_\_\_

\_\_\_\_\_

\_\_\_\_\_


\_\_\_\_\_

Name: \_\_\_\_\_


**LESSON**  
**11**  
REVIEW

# HOLIDAYS AROUND THE WORLD

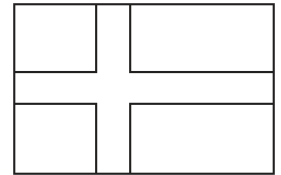
Color the holiday symbols that match the flag and country in each box.





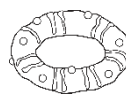


Germany




Mexico



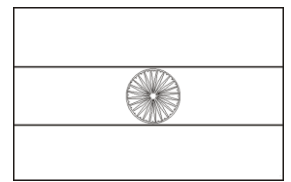
Sweden






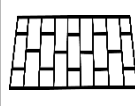

Israel



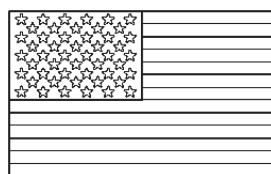
Kwanzaa (Africa)




India



Netherlands



America



Italy

